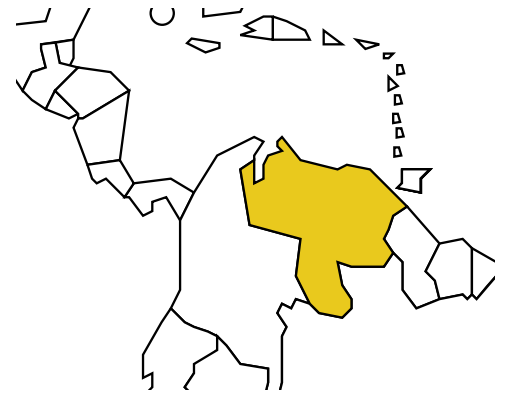


# VENEZUELA (Bolivarian Republic of)

Population: **27 656 832**

Income group: **Middle**

Gross national income per capita: **\$7 320**



INSTITUTIONAL FRAMEWORK	
Lead agency	People's Ministry of Infrastructure (MINFRA)
Funded in national budget	Yes
National road safety strategy	Multiple
Measurable targets	n/a
Funded	n/a

NATIONAL LEGISLATION	
Speed limits set nationally	Yes
Local authorities can set lower limits	No
Maximum limit urban roads	40 km/h
Enforcement <sup>a</sup>	0 1 2 3 <b>4</b> 5 6 7 8 9 10
Drink-driving law	Yes
BAC limit – general population	0.08 g/dl
BAC limit – young or novice drivers	0.08 g/dl
Random breath testing and/or police checkpoints	Yes
Road traffic deaths involving alcohol	—
Enforcement <sup>a</sup>	0 1 2 3 4 5 <b>6</b> 7 8 9 10
Motorcycle helmet law	Yes
Applies to all riders	Yes
Helmet standards mandated	Yes
Helmet wearing rate	55% <sup>b</sup>
Enforcement <sup>a</sup>	0 1 2 3 4 5 <b>6</b> 7 8 9 10
Seat-belt law	Yes
Applies to all occupants	Yes
Seat-belt wearing rate	—
Enforcement <sup>a</sup>	0 1 2 3 4 5 <b>6</b> 7 8 9 10
Child restraints law	Yes
Enforcement <sup>a</sup>	0 1 2 3 4 <b>5</b> 6 7 8 9 10

<sup>a</sup> Enforcement score represents consensus based on professional opinion of respondents, on a scale of 0 to 10 where 0 is not effective and 10 is highly effective.

<sup>b</sup> 2007, People's Ministry of Infrastructure (MINFRA).

VEHICLE STANDARDS	
Car manufacturers required to adhere to standards on	
Fuel consumption	Yes
Seat-belt installation for all seats	Yes
ROAD SAFETY AUDITS	
Formal audits required for major new road construction projects	Yes
Regular audits of existing road infrastructure	Yes
PROMOTING ALTERNATIVE TRANSPORT	
National policies to promote walking or cycling	No
National policies to promote public transportation	Yes

POST-CRASH CARE	
Formal, publicly available pre-hospital care system	Yes
National universal access number	Yes

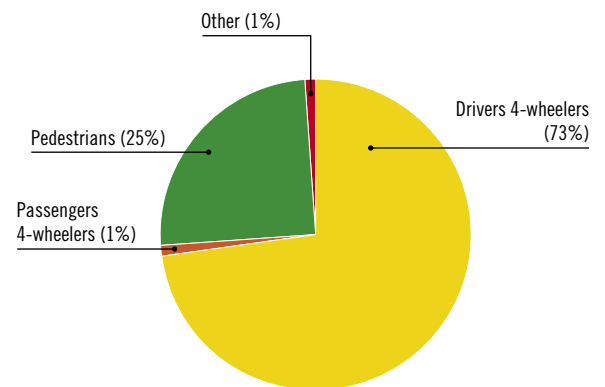
— Data not available.  
n/a Data not required/not applicable.

DATA	
Reported road traffic fatalities (2006)	<b>6 218<sup>c</sup></b> (79% males, 21% females)
Reported non-fatal road traffic injuries (2007)	<b>40 968<sup>d</sup></b>
Costing study available	No

<sup>c</sup> Health data, defined as died within 1 year of the crash.

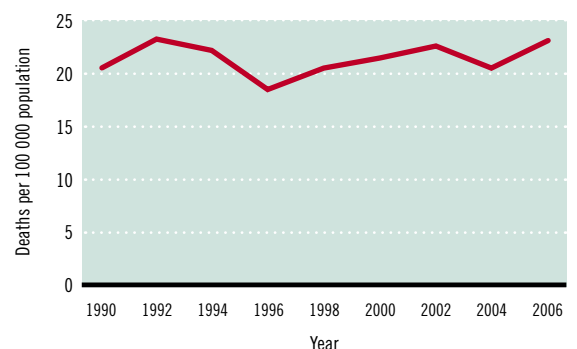
<sup>d</sup> People's Ministry of Infrastructure.

## DEATHS BY ROAD USER CATEGORY



Source: 2007, People's Ministry of Infrastructure

## TRENDS IN ROAD TRAFFIC DEATHS



Source: People's Ministry of Health

REGISTERED VEHICLES	
<b>4 044 013</b> total (2007)	
Motorcars	<b>73%</b>
Minibuses, vans, etc. (seating <20)	<b>7%</b>
Trucks	<b>19%</b>
Buses	<b>1%</b>

Data cleared by the Ministry of People's Power for Health and Social Welfare.