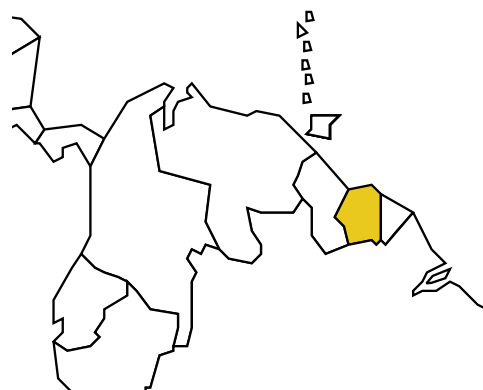


SURINAME

Population: **457 964**

Income group: **Middle**

Gross national income per capita: **\$4 730**



INSTITUTIONAL FRAMEWORK	
Lead agency	No
Funded in national budget	n/a
National road safety strategy	No
Measurable targets	n/a
Funded	n/a

DATA
Reported road traffic fatalities (2007) 90^c (75% males, 25% females)
Reported non-fatal road traffic injuries —
Costing study available No

^c Ministry of Justice and Police and Department of Health data, defined as died anytime after the crash.

NATIONAL LEGISLATION	
Speed limits set nationally	Yes
Local authorities can set lower limits	No
Maximum limit urban roads	40 km/h
Enforcement ^a	0 1 2 3 4 5 6 7 8 9 10
Drink-driving law	Yes
BAC limit – general population	0.05 g/dl
BAC limit – young or novice drivers	0.05 g/dl
Random breath testing and/or police checkpoints	Yes
Road traffic deaths involving alcohol	—
Enforcement ^a	0 1 2 3 4 5 6 7 8 9 10
Motorcycle helmet law	Yes
Applies to all riders	Yes
Helmet standards mandated	No
Helmet wearing rate	90% ^b
Enforcement ^a	0 1 2 3 4 5 6 7 8 9 10
Seat-belt law	Yes
Applies to all occupants	Yes
Seat-belt wearing rate	70% Front, 30% Rear ^b
Enforcement ^a	0 1 2 3 4 5 6 7 8 9 10
Child restraints law	Yes
Enforcement ^a	0 1 2 3 4 5 6 7 8 9 10

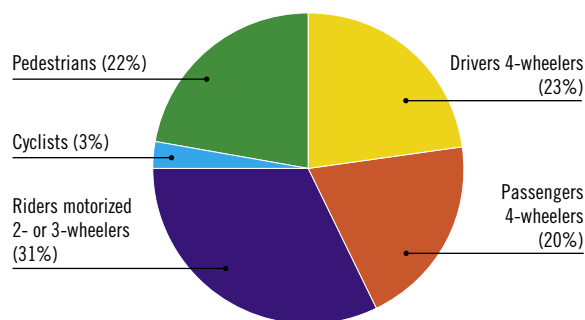
^a Enforcement score represents consensus based on professional opinion of respondents, on a scale of 0 to 10 where 0 is not effective and 10 is highly effective.

^b 2007, Observational studies conducted by Ministry of Justice and Police.

VEHICLE STANDARDS	
No car manufacturers	
ROAD SAFETY AUDITS	
Formal audits required for major new road construction projects	No
Regular audits of existing road infrastructure	Yes
PROMOTING ALTERNATIVE TRANSPORT	
National policies to promote walking or cycling	No
National policies to promote public transportation	No

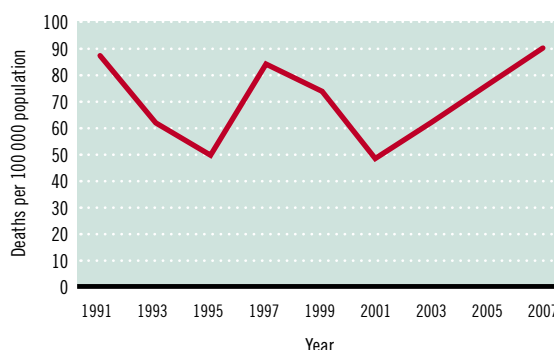
POST-CRASH CARE	
Formal, publicly available pre-hospital care system	Yes
National universal access number	Yes

DEATHS BY ROAD USER CATEGORY



Source: 2007, Ministry of Justice and Police (The Department of Traffic Information Education and Statistics)

TRENDS IN ROAD TRAFFIC DEATHS



Source: Ministry of Justice and Police (The Department of Traffic Information Education and Statistics)

REGISTERED VEHICLES	
151 441 total (2006)	
Motorcars	54%
Motorized 2- and 3-wheelers	27%
Minibuses, vans, etc. (seating <20)	17%
Buses	2%