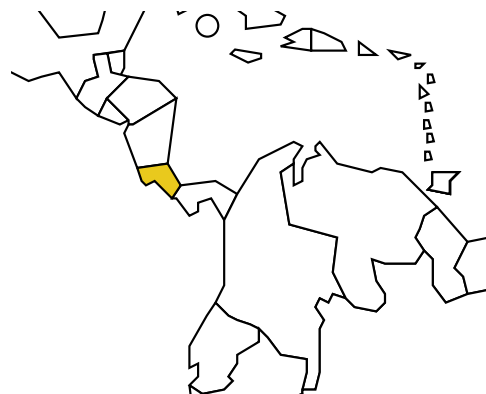


# COSTA RICA

Population: 4 467 625

Income group: Middle

Gross national income per capita: \$5 560



INSTITUTIONAL FRAMEWORK	
<b>Lead agency</b>	<b>Council on Road Safety (COSEVI)</b>
Funded in national budget	Yes
<b>National road safety strategy</b>	Yes
Measurable targets	Yes
Funded	Yes

DATA
<b>Reported road traffic fatalities (2007)</b> 710 <sup>c</sup> (82% males, 18% females)
<b>Reported non-fatal road traffic injuries (2007)</b> 19 903 <sup>d</sup>
<b>Costing study available</b> No

<sup>c</sup> Judicial Branch data, defined as died within 1 year of the crash.

<sup>d</sup> National Institute of Insurance.

NATIONAL LEGISLATION	
<b>Speed limits set nationally</b>	Yes
Local authorities can set lower limits	No
Maximum limit urban roads	40 km/h
Enforcement <sup>a</sup>	0 1 2 3 4 5 <b>6</b> 7 8 9 10
<b>Drink-driving law</b>	Yes
BAC limit – general population	0.05 g/dl
BAC limit – young or novice drivers	0.05 g/dl
Random breath testing and/or police checkpoints	Yes
Road traffic deaths involving alcohol	—
Enforcement <sup>a</sup>	0 1 2 3 4 5 <b>6</b> 7 8 9 10
<b>Motorcycle helmet law</b>	Yes
Applies to all riders	Yes
Helmet standards mandated	No
Helmet wearing rate	—
Enforcement <sup>a</sup>	0 1 2 3 4 5 <b>6</b> 7 8 9 10
<b>Seat-belt law</b>	Yes
Applies to all occupants	Yes
Seat-belt wearing rate	82% <sup>b</sup>
Enforcement <sup>a</sup>	0 1 2 3 4 5 <b>6</b> <b>7</b> 8 9 10
<b>Child restraints law</b>	Yes
Enforcement <sup>a</sup>	0 1 2 3 4 5 <b>6</b> 7 8 9 10

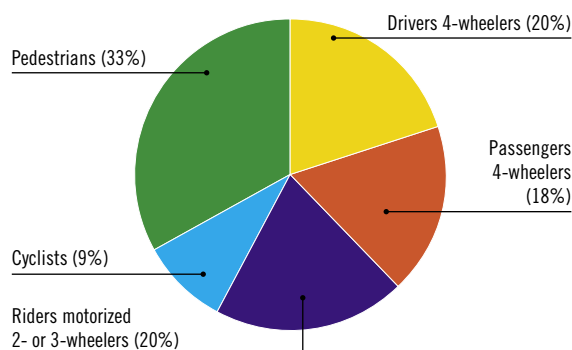
<sup>a</sup> Enforcement score represents consensus based on professional opinion of respondents, on a scale of 0 to 10 where 0 is not effective and 10 is highly effective.

<sup>b</sup> National survey conducted in 2004.

VEHICLE STANDARDS	
No car manufacturers	
ROAD SAFETY AUDITS	
Formal audits required for major new road construction projects	No
Regular audits of existing road infrastructure	Yes
PROMOTING ALTERNATIVE TRANSPORT	
National policies to promote walking or cycling	No
National policies to promote public transportation	No

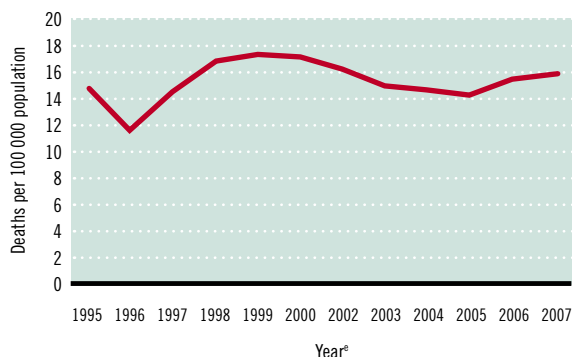
POST-CRASH CARE	
Formal, publicly available pre-hospital care system	Yes
National universal access number	Yes

## DEATHS BY ROAD USER CATEGORY



Source: 2007, Judicial Branch

## TRENDS IN ROAD TRAFFIC DEATHS



<sup>a</sup> Data for 2001 not provided.

Source: Council on Road Safety (COSEVI), National Institute for Statistics and Census (Vital Statistics)

REGISTERED VEHICLES
797 902 total (2007)
Registered vehicle types: data not available

— Data not available.