

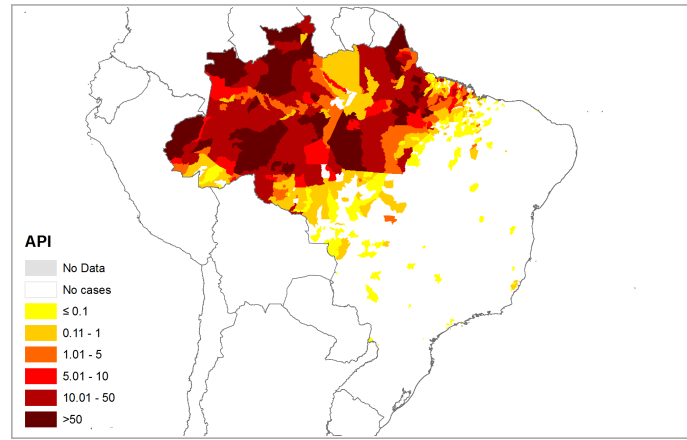
## Brazil

Brazil has reduced the malaria incidence by over 56% in the past decade compared to the year 2000, achieving its Roll Back Malaria (RBM) goal for the year 2010. Yet, it reports the highest number of cases of malaria in the whole of the Region of the Americas, as also cases due to *Plasmodium falciparum* and mixed infections. It also reports the most number of deaths due to malaria in the region, equivalent to 70 deaths in the year 2011. The proportion of cases due to *P. falciparum* and mixed infections has been decreasing since 2006. The states in the Amazon forest region report the most number of the cases. *Anopheles darlingi* is the prime vector in the Amazon region while *A. aquasalis* is important in the south of Brazil.

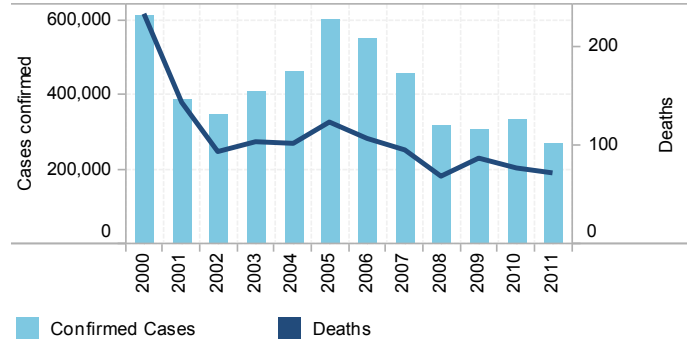
The proportion of cases in children less than 15 years of age has been near constant ranging from 35% to 37% during the past four years. A slight decrease in proportion of cases treated within 72 hours of initiation of fever has been seen in the last few years, however the proportion remains well over 74% of all cases for which data was available.

Coverage by indoor residual spraying (IRS) and by insecticide treated bednets (ITNs) has been increasing over the past five years. However, a survey done in 2011 in 38 municipalities reported that 38.9% of the households had a bednet but only 9.5% had an ITN. Further, 46.9% of children below the age of 5 years slept under a bednet and 8.9% under an ITN.

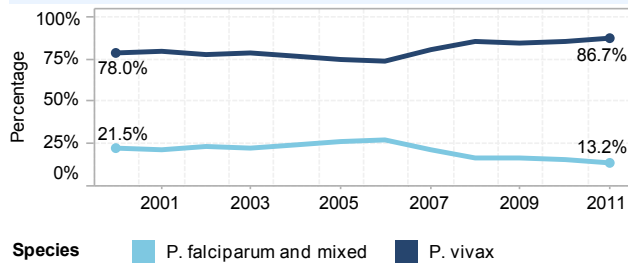
Malaria control is mainly funded by the government, although external funding was provided by the Global Fund and AMI-RAVREDA project in the last few years. Funding by government sources has remained constant over the past five years.



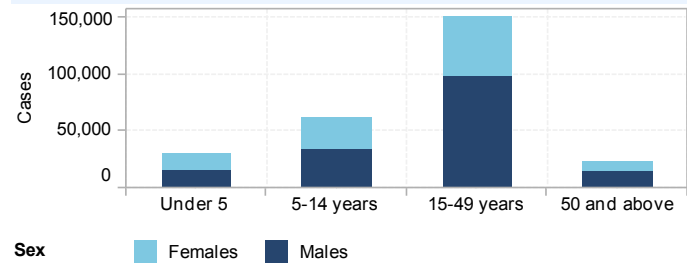
### Mortality and morbidity due to malaria, 2000 - 2011



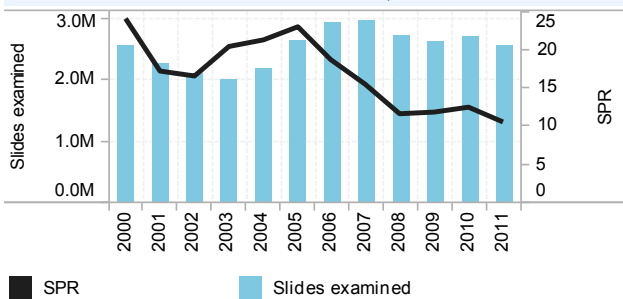
### Percentage of malaria cases by species type, 2000 - 2011



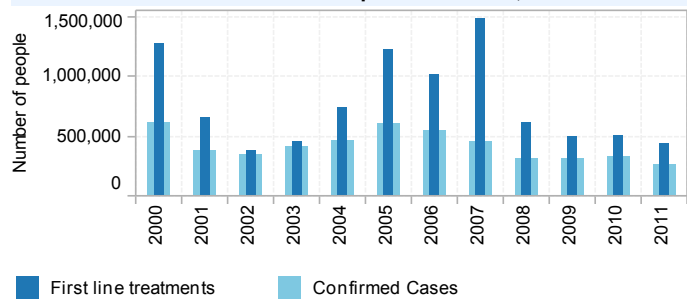
### Malaria cases by sex and age, 2011



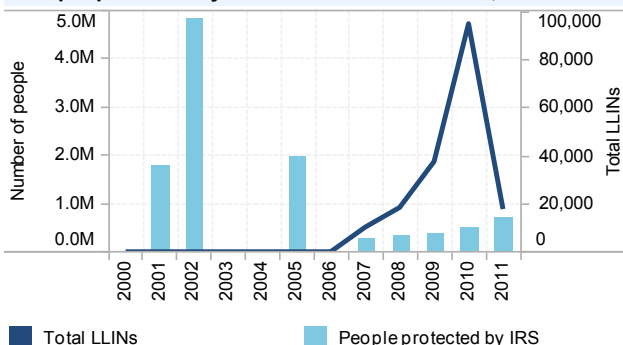
### Slides examined and SPR, 2000 - 2011



### Confirmed malaria cases and patients treated, 2000 - 2011



### People protected by IRS and LLINs distributed, 2000 - 2011



### Funding for malaria control, 2000 - 2011

