

## Nicaragua

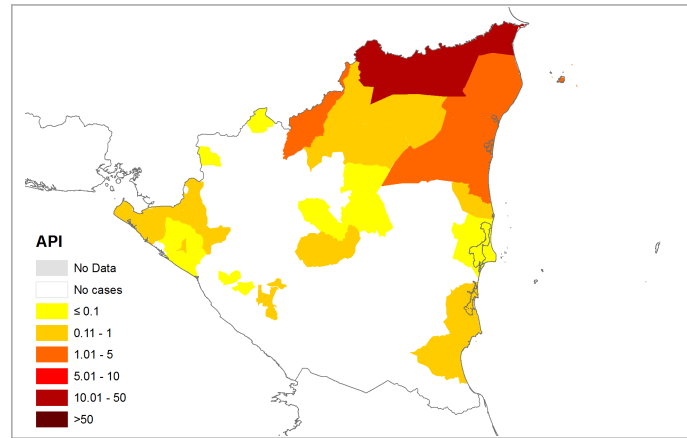
Nicaragua has reduced the malaria incidence by over 96% in the past decade compared to the year 2000, surpassing its MDG 6 goal for the year 2015. Yet it reported an increase in malaria incidence in 2011 from the previous year. No deaths due to malaria have been reported since 2007.

Malaria is largely localised to the north-eastern areas of the country, especially along the border areas with Honduras. The district of Waspan, bordering Honduras, alone reported 50% of all cases and 71% of *Plasmodium falciparum* and mixed infections of Nicaragua in 2011. *Anopheles albimanus* and *An. pseudopunctipennis* are the principal vectors.

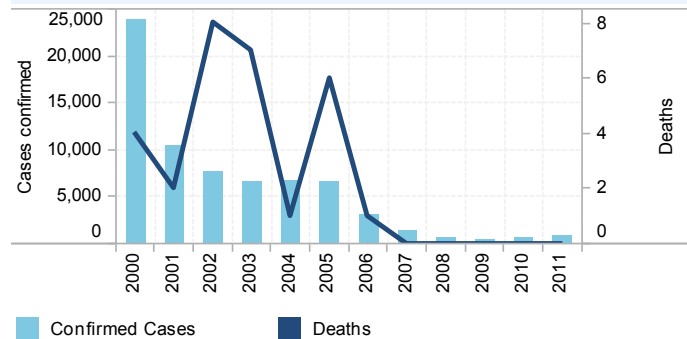
The country uses chloroquine and primaquine as its first line of treatment for both *P. falciparum* and *P. vivax* infections, following a regimen of 7 days for *P. vivax*. A study conducted in 2006 demonstrated that *P. falciparum* remains sensitive to chloroquine in the country.

Malaria cases in children below the age of 15 years has decreased from 40% in 2008 to 25% in 2011, and those in 15-49 years stood at 65% in 2011. Protection by indoor residual spraying and long lasting insecticide treated bednets has been maintained almost constant over the past few years even as malaria has been decreasing.

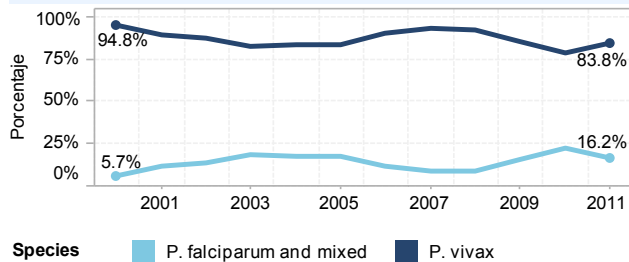
Malaria control in the country is supported by a Global Fund grant and the AMI-RAVREDA project. An integrated vector control program in the Ministry of Health is responsible for malaria control and other vector-borne diseases, leading to problems in delineating financing exclusively for malaria control.



Mortality and morbidity due to malaria, 2000 - 2011

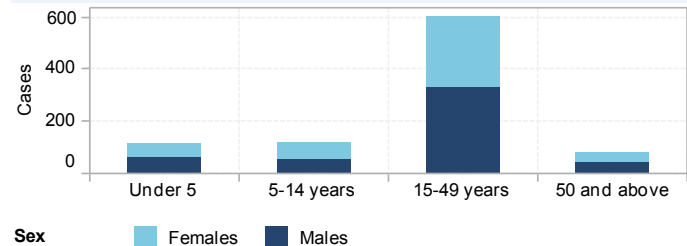


Percentage of malaria cases by species type, 2000 - 2011



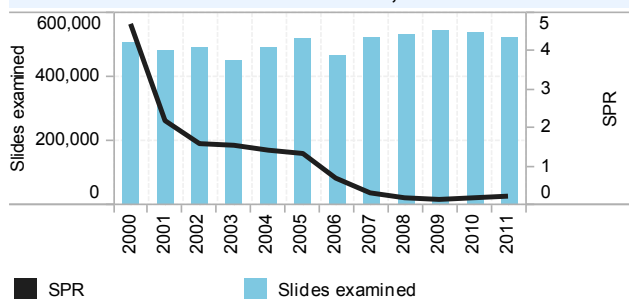
Species: ■ P. falciparum and mixed ■ P. vivax

Malaria cases by sex and age, 2011



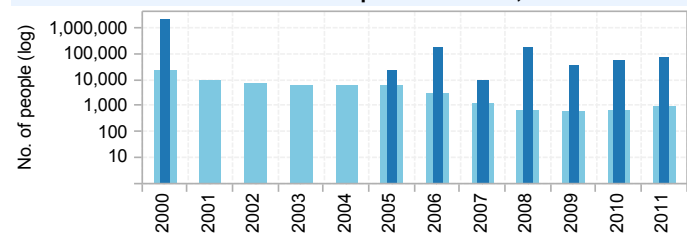
Sex: ■ Females ■ Males

Slides examined and SPR, 2000 - 2011



SPR ■ Slides examined ■

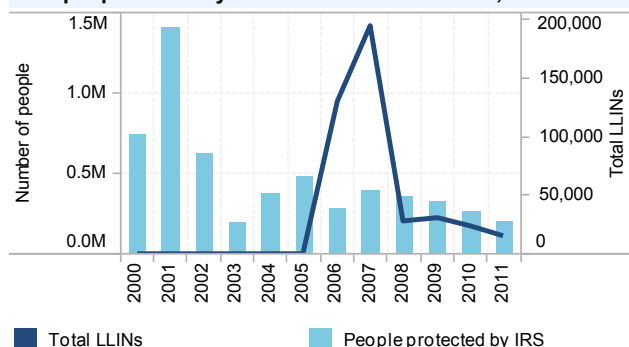
Confirmed malaria cases and patients treated, 2000 - 2011



\* No data for 2001-2004

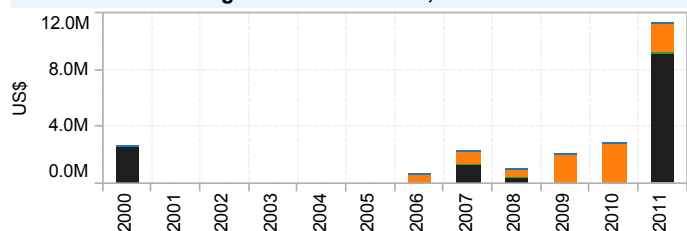
■ First line treatments ■ Confirmed Cases

People protected by IRS and LLINs distributed, 2000 - 2011



Total LLINs ■ People protected by IRS ■

Funding for malaria control, 2000 - 2011



\* No data for 2001-2005

■ Bilaterals ■ UN agencies ■ USAID  
■ The Global Fund ■ Government ■ World Bank