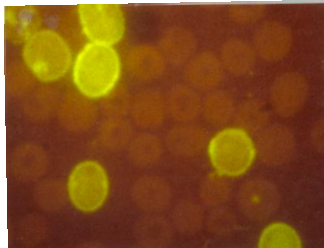


# **Molecular Profile and Survey of HRP2 and HRP3 Genetic Deletions in South America: An Update**

**John W. Barnwell and Kumar Udhayakumar  
Malaria Research & Development  
Laboratory Unit  
Malaria Branch, DPDM, CGH  
Centers for Disease Control and Prevention  
Atlanta**



# Background - Rapid Diagnostic Tests (RDTs) and malaria diagnosis

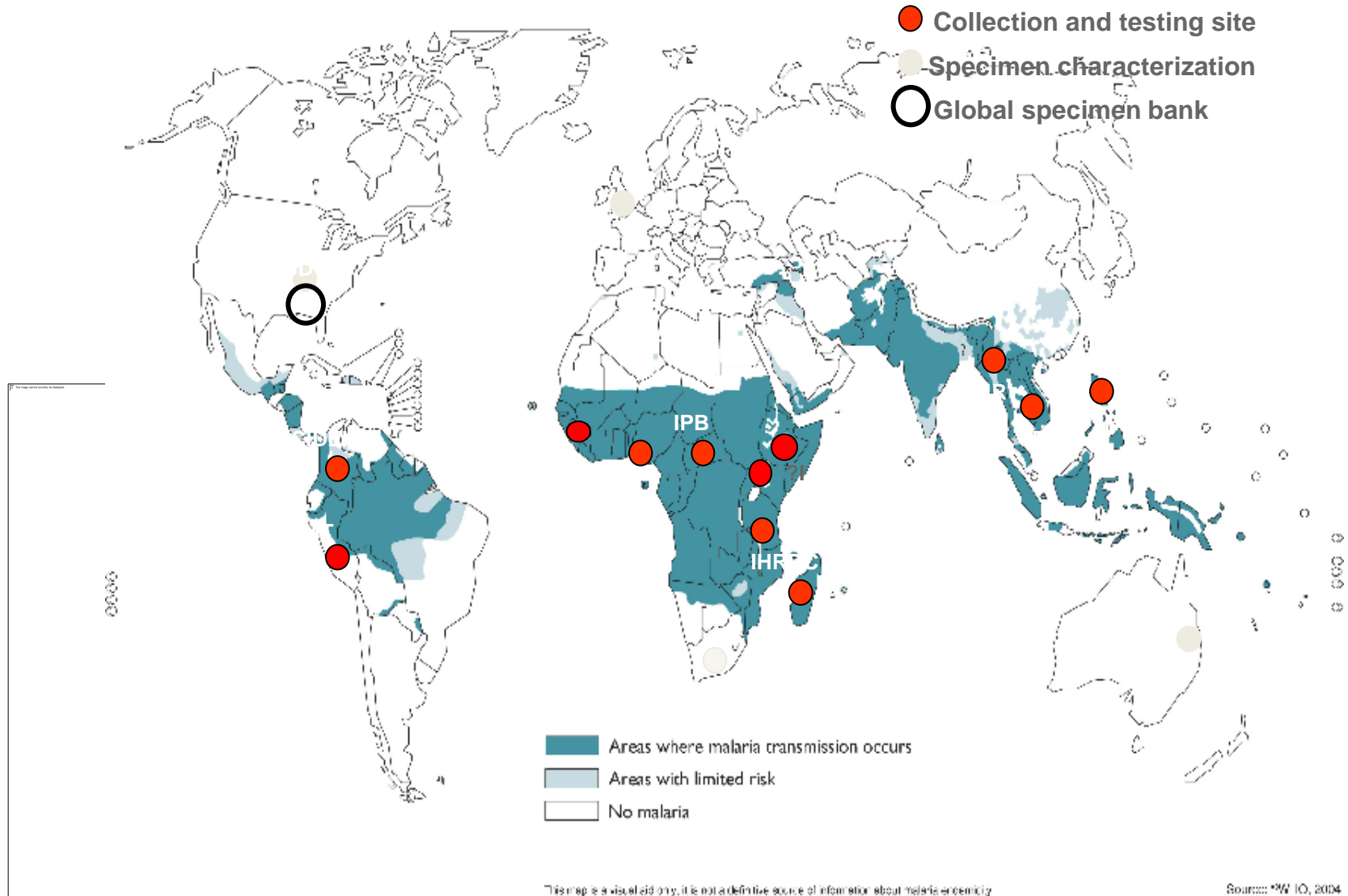


➤ RDTs are antigen-capture based assays detecting in whole blood:

1. *P. falciparum* histidine-rich protein-2 (HRP-2)
2. *Plasmodium* lactate dehydrogenase (pLDH)
3. *Plasmodium* aldolase enzyme

➤ HRP-2 is a stable soluble exported protein composed of largely histidine, alaline and aspartic acid amino acids arranged in a variety of tandem repeats.

# WHO/TDR Laboratory network for RDT Specimen Bank & Performance Evaluation Testing



# Deletion of *hrp-2* and *hrp-3* genes in *P. falciparum* populations in the Peruvian Amazon

OPEN ACCESS Freely available online



## A Large Proportion of *P. falciparum* Isolates in the Amazon Region of Peru Lack *pfhrp2* and *pfhrp3*: Implications for Malaria Rapid Diagnostic Tests

Dionicia Gamboa<sup>1,2</sup>, Mei-Fong Ho<sup>3,9</sup>, Jorge Bendezu<sup>1</sup>, Katherine Torres<sup>1</sup>, Peter L. Chiodini<sup>4</sup>, John W. Barnwell<sup>5</sup>, Sandra Incardona<sup>6</sup>, Mark Perkins<sup>6</sup>, David Bell<sup>6,7</sup>, James McCarthy<sup>3,8</sup>, Qin Cheng<sup>9,10\*</sup>

**1** Instituto de Medicina Tropical "Alexander von Humboldt" Universidad Peruana Cayetano Heredia, Lima, Peru, **2** Departamento de Bioquímica, Biología Molecular y Farmacología, Facultad de Ciencias, Universidad Peruana Cayetano Heredia, Lima, Peru, **3** Clinical Tropical Medicine, Queensland Institute of Medical Research, Brisbane, Queensland, Australia, **4** Hospital for Tropical Diseases, London, United Kingdom, **5** Centers for Disease Control and Prevention, Atlanta, Georgia, United States of America, **6** Foundation for Innovative New Diagnostics (FIND), Geneva, Switzerland, **7** World Health Organization - Regional Office for the Western Pacific, Manila, Philippines, **8** School of Medicine, University of Queensland, Brisbane, Queensland, Australia, **9** Drug Resistance and Diagnostics, Australian Army Malaria Institute, Brisbane, Queensland, Australia, **10** Malaria Drug Resistance and Chemotherapy, Queensland Institute of Medical Research, Brisbane, Queensland, Australia

- Detected during establishment of a specimen bank for RDT QA/QC and Performance Evaluation Program.
- Instituto de Medicina Tropical/Universidad Peruana Cayetano Heredia, AAMI/QIMR, FIND, WHO, CDC, and HTD (London)

# Current and Retrospective Survey of *hrp2/hrp3* deletions in the South America

- Purpose:
  - Determine the current extent of *P. falciparum* populations with deletions of the Histidine-rich protein 2 (HRP2) and Histidine-rich protein 3 (HRP3) genes in the Amazon Basin and adjoining areas of South America.
  - Retrospectively determine the origin and population history of the HRP2 and HRP3 deletions in South America through archived samples.

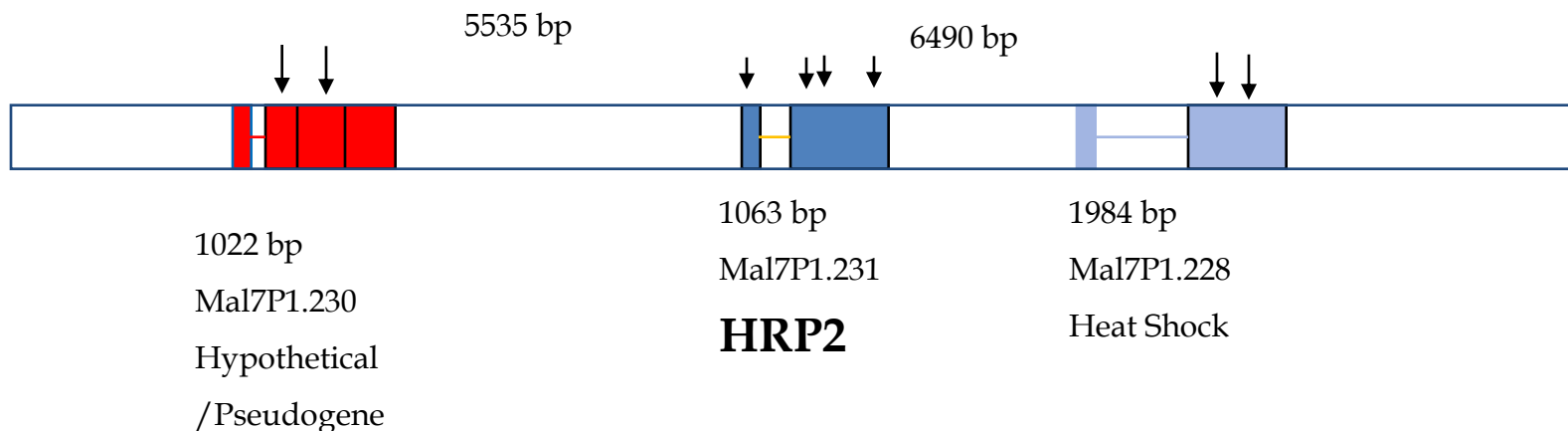
# Basic Protocol

- Febrile patient, >5 yr., Microscopic diagnosis or pLDH RDT
- Single Pf infection, inform & consent
- 3 ml venous blood draw or FTA filter paper, information form, thick & thin film
- 3 aliquots of plasma and cells each (local and national reference material)
- Molecularly analyze cell samples:
  - 1. test for species-specific 18S rRNA gene and MSP2
  - 2. Pf HRP2/3 and
  - 3. flanking genes
- Total 8 different PCR with many repetitions
- Quantitatively assay plasma for HRP2

# Genes of Interest in *hrp2* Locus

- **HRP2:**

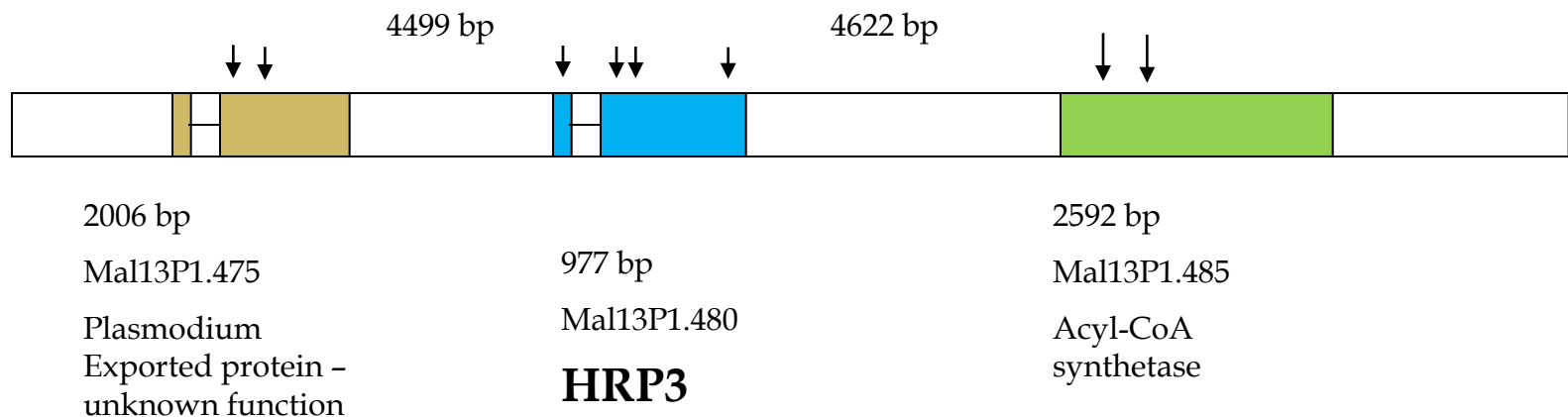
- Located on chromosome 7 (same chromosome as *Pfprt* gene)
- Contains numerous histidine repeats (key trait exploited by RDTs for detection)
- Mal7P1\_230 and Mal7P1\_228 are the immediate upstream and downstream genes respectively.



# Genes of Interest in *hrp3* Locus

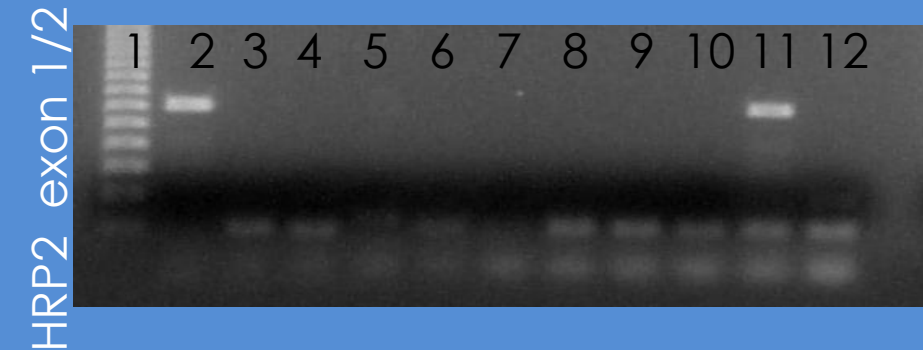

- **HRP3:**

- Located on chromosome 13 near the telomeric region.
- Also contains numerous histidine repeats.
- Mal13P1\_485 and Mal13P1\_475 are the immediate upstream and downstream genes respectively.





# Looking for HRP2...



Lane 1: Marker

Lane 2: PE01 F04

Lane 3: PE01 F06

Lane 4: PE01 F07

Lane 5: PE01 F11

Lane 6: PE01 F15

Lane 7: PE01 F16

Lane 8: PE01 F17

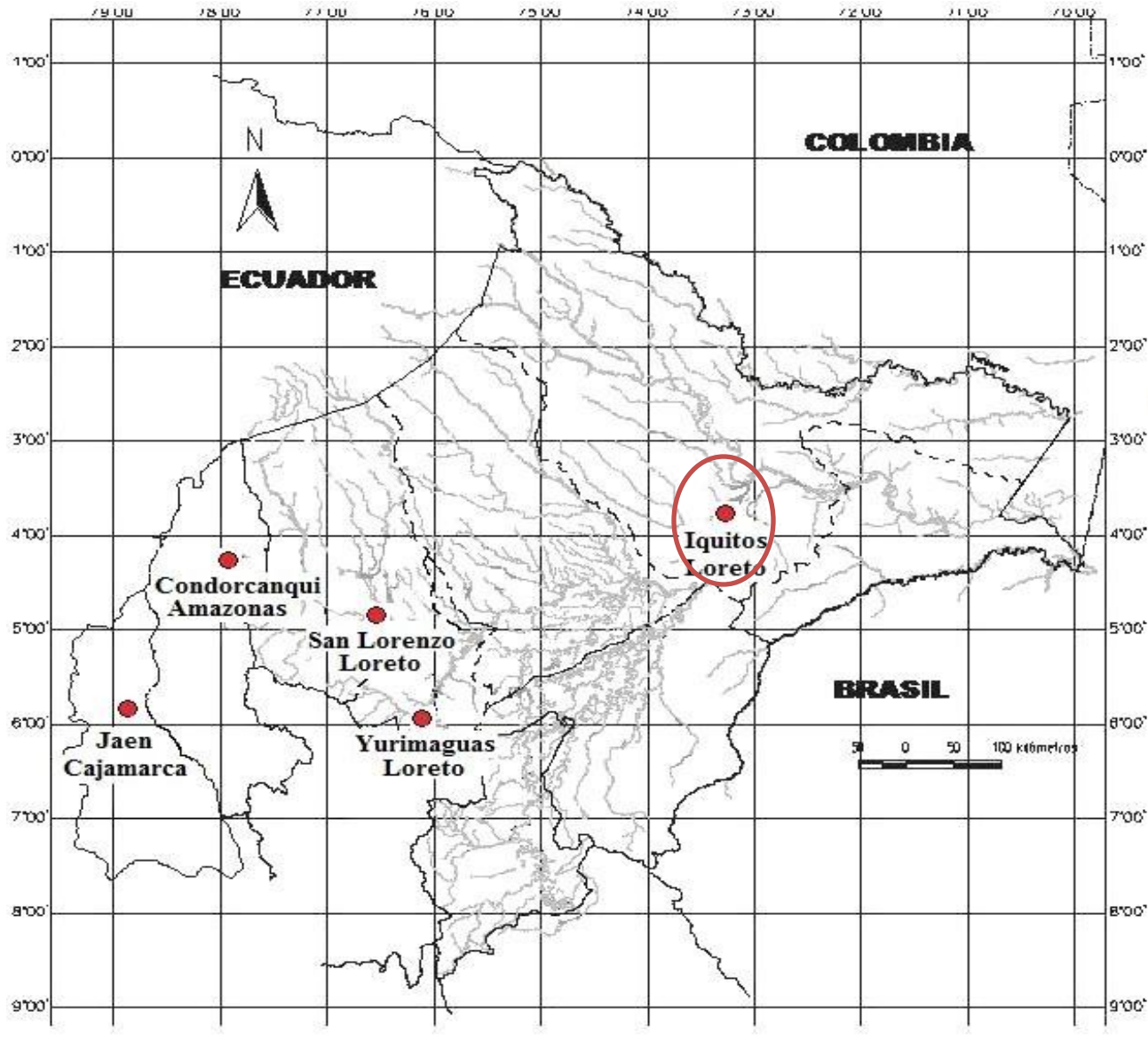
Lane 9: PE01 F18

Lane 10: PE01 F19

Lane 11: 3D7

Lane 12: No DNA

# Collection sites for hrp2/hrp3 genotype profiling (2003 - 2008)

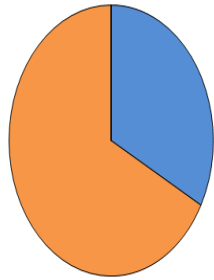


Sample  
Collection  
Sites

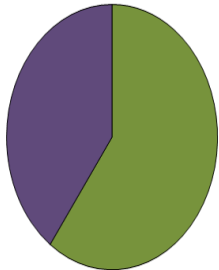
## Results for hrp2/hrp3 genotype profiling (2003 - 2008)

Area	No.	<i>pfhrp2</i> - PCR		<i>pfhrp3</i> - PCR		<i>pfhrp2/pfhrp3</i>	
		Pos (%)	Neg (%)	Pos (%)	Neg (%)	double positive (%)	double negative (%)
Iquitos	114	73 (64)	41 (36)	35 (31)	79 (69)	18 (15.8)	21 (18.4)
Condorcanqui	5	0 (0)	5 (100)	4 (80)	1 (20)	0 (0)	1 (20)
San Lorenzo	15	8 (53)	7 (47)	2 (13)	13 (87)	1 (6.7)	6 (40)
Yurimaguas	12	6 (50)	6 (50)	2 (17)	10 (83)	1 (8.3)	4 (33)
Jaén	2	0 (0)	2 (100)	2 (100)	0 (0)	0 (0)	0 (0)
Combined	<b>148</b>	87 (59)	<b>61 (41)</b>	45 (30)	<b>103 (70)</b>	20 (13.5)	<b>32 (22)</b>

# HRP2/HRP3 deletion status in 2009-2010 samples-Peru



HRP2 (-): 32.9%  
HRP2 (+): 67.1%



HRP3 (-): 60%  
HRP3 (+): 40%



Dionicia Gamboa (University of Cayetano Peru)

**Total number of samples: 94**

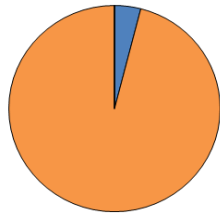
**Number of qualified samples: 88?**

# Malaria reemergence is changing the landscape of spread of HRP2 deleted parasites in Peru

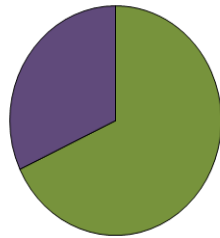
**Introduction of HRP2 deleted Pf in 2010 to the coast**



# Bolivia -HRP2/HRP3 deletion survey (2010)



HRP2 (-): 4%  
HRP2 (+): 96%



HRP3 (-): 68%  
HRP3 (+): 32%



**Dr. Arletta Anez**

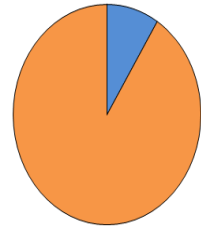
**Total number of samples: 27**

**Number of qualified samples: 25**

**Additional 75 samples need to be  
tested when available**

**Submitted the report to the country**

# Colombia- HRP2/HRP3 deletion survey (2010)



HRP2 (-): 9%  
HRP2 (+): 91%



HRP3 (-): 47.7%  
HRP3 (+): 52.3%



Dr. Claribel Murillo-Solano, CIDEIM, Cali,


**Total number of samples: 54**

**Number of qualified samples: 44**


**Final report will be submitted to the country this month**

# Guyana-HRP2/HRP3 deletion survey

HRP2 (-): 0%  
HRP2 (+): 100%



HRP3 (-): 0%  
HRP3 (+): 100%



**Dr. Nicolas Ceron and  
Mr. Krishnalal**

**Total number of samples: 100**

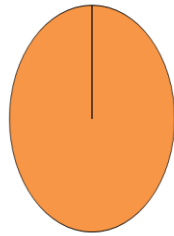
**Number of qualified samples: 97**

**Submitted the report to the country  
Pending: Serological conformation**




# Suriname-HRP2/HRP3 deletion surveu

HRP2 (-): 0%  
HRP2 (+): 100%



HRP3 (-): 2.7%  
HRP3 (+): 97.3%



Dr. Malti Adhein

Total number of samples: 53

Number of qualified samples: 37

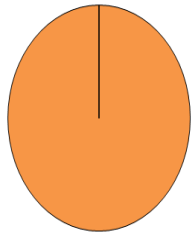
Additional samples provided 50

Testing ongoing and serology pending

Submitted the report to the country

# Honduras-HRP2/HRP3 deletion survey

**HRP2 (-): 0%**  
**HRP2 (+): 100%**



**HRP3 (-): 44.1%**  
**HRP3 (+): 55.9%**



**Dr. Rosa Elena Mejia and  
Dr. Tamara Mancero  
Total number of samples: 68**

# Training and Capacity Development

**Katherine Jessica Torres-Fajardo, (Dioni's lab) IMTAH, Univ. Cayetano, Peru (7/20/09 to 9/18/2009)**

**Claribel Murillo-Solano, CIDEIM, Cali, Columbia (Feb 14, 2010 to March 27, 2010)**

**Lucia Ortiz-Batsche and Maria E. Castellanos-Reynosa, Univasidad de Valle of Guatemala, Guatemala (March 21 to April 17, 2010)**

**Gustavo A. Fontecha-Sandoval, Universidad Nac. Autonoma de (Honduras) and Meisy E. Mendoza-Montoya, Laboratorio de Malaria, Tegucigalpa, Honduras (Jan 22-Feb 23, 2011)**

# Training Activities (Cont.)

- **Molecular Training Workshop for the detection of HRP2/3 genetic deletions, Instituto Evandro Chagas, Belem, Brazil (Aug 30<sup>th</sup>-Sep 10<sup>th</sup>, 2010)**
- **Trainees from 5 sites in Brazil (IEC, Belem is national reference lab)**
- **Guyana (Javin Chandrabose)**
- **Suriname (Mergiory Y Bracho Garrido)**
- **On site training in Bolivia and Guyana (Kumar and Alex Macedo)-  
March 2010**
- **Betzabe Mara Rodriguez, Molecular Diagnosis Lab, Ministry of Health, Nicaragua (ongoing)**

# Alex in the training session with Dr. Anez in Bolivia



# Guyana lab team training



# Workshop in Brazil



# Dr. Marinete Pova lecturing





# Dr. John Barnwell in discussion Brazil Workshop



# Maru and Lucia (Guatemala) with our lab team



# Summary

- **High level of deletion in Peru (40%)**
- **Evidence for deletion in Colombia, Bolivia-Additional testing needed**
- **No evidence for deletion in Guyana, Suriname, Honduras and other countries in Central America needs to be tested**
- **Pending investigation in Brazil and Ecuador**
- **What this means for programs?**
- **What recommendations?**

## Acknowledgements

### UPCH/Peru

Dionicia Gamboa

Kathy Torres

### CDIEM/Colombia

Claribel Murillo

### Bolivia/PAHO

Arletta Anez

### AAMI/QIMR

Dr Qin Cheng

### WHO

David Bell

### PAHO

Keith Carter

FIND: Mark Perkins and Sandra Incardona

### CDC

Alexandre Macedo de Oliveira

Tonya Mixson-Hayden

Curtis Huber

Amanda Poe

Joeseeph Abdallah

### Guyana/PAHO

Nicholas Ceron

### Suriname

Malti Adhin

### IEC/Brazil

Marinete Marins Povoia

### USAID/AMI

**¡Gracias!**

