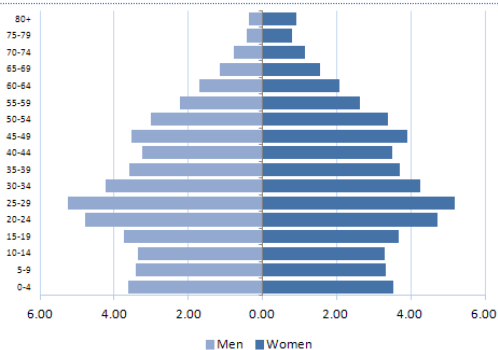


DOMINICA

SOCIODEMOGRAPHIC INDICATORS¹



- **Total population:** 73,100
- **Average annual deaths:** 600
- **Life expectancy at birth (years):**
Total: 76 Male: 73 Female: 79
- **Adult literacy rate:** ...
- **Gross national income US\$ per capita:** 4,900

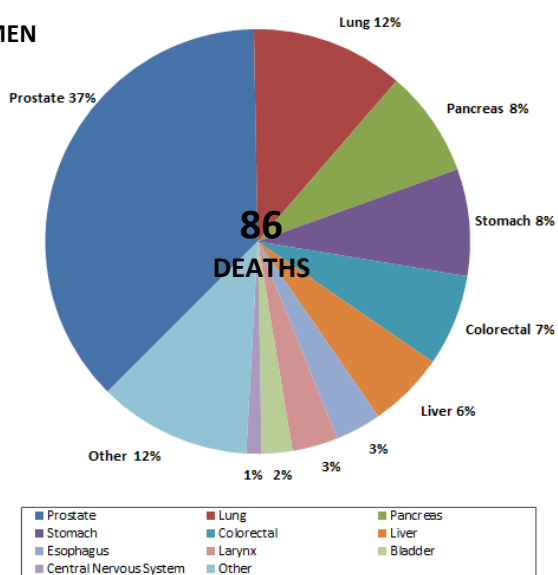
RISK FACTORS

Prevalence of:	Total (%)	Male (%)	Female (%)
Current tobacco smokers among adults ^{2,a}	8.0	11.0	4.0
Current use of any tobacco product among youth ²	25.3	30.4	19.8
Fruit and vegetable intake in adults ^{1,b}	8.7	8.9	7.4
Alcohol consumers, past 12 months ³	59.0	71.6	46.8
Low physical activity in adults ^{1,b}	24.0	14.5	34.3
Obesity among adults (BMI ≥ 30) ¹	20.2	8.6	32.7
HPV prevalence (women with normal cytology) ⁴

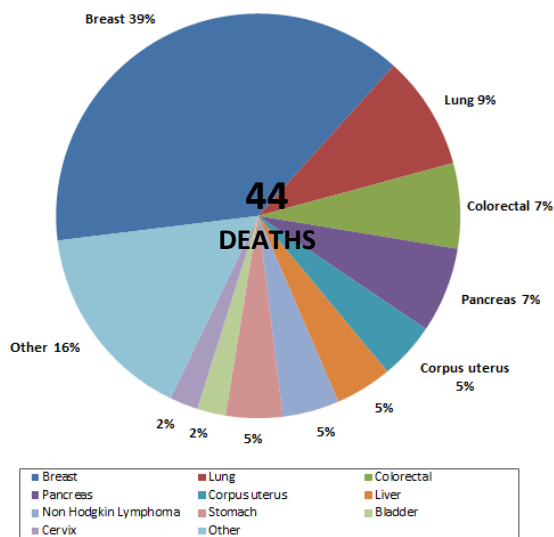
Notes: a: age-standardized prevalence of tobacco smoking in adults (15 years+), 2011; b: % who eat 5 or more servings of fruit and vegetables per day; c: % who are physically active for <600 met minutes; BMI: Body Mass Index; HPV: Human Papillomavirus.

CANCER MORTALITY PROFILE (2010)⁵

MEN

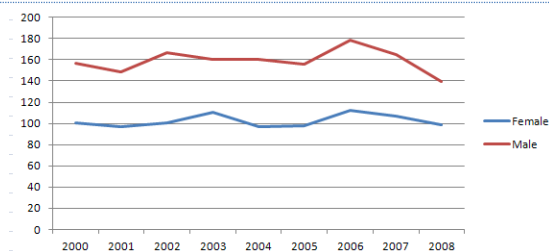


WOMEN

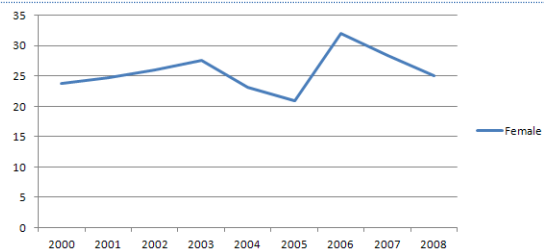


AGE-STANDARDIZED CANCER MORTALITY TRENDS, CARIBBEAN ISLANDS[‡] (2000-2008)⁵

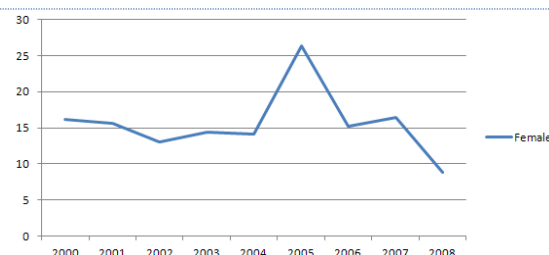
All cancer types except skin non-melanoma



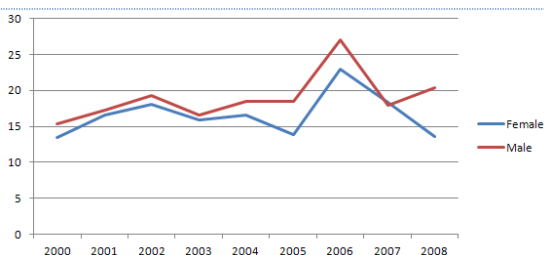
Breast cancer



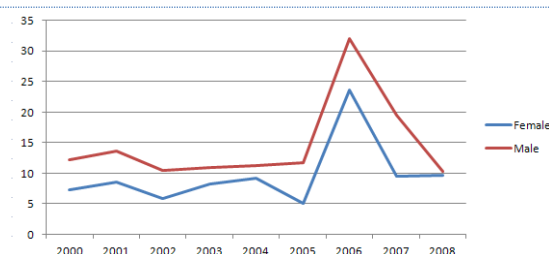
Cervical cancer



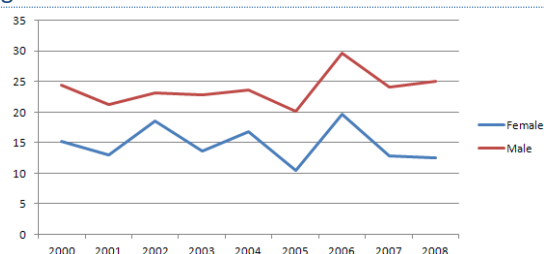
Colorectal cancer



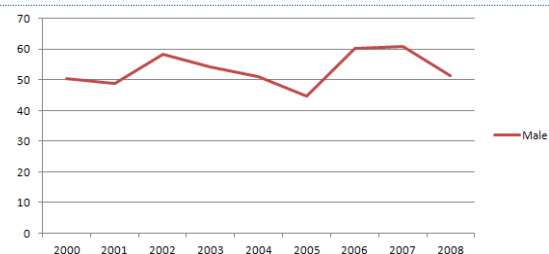
Liver cancer



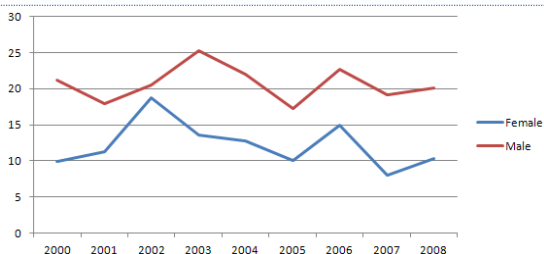
Lung cancer



Prostate cancer



Stomach cancer



Average annual percent change (AAPC) of age-standardized mortality rates, by cancer type (2000-2008)⁵ Caribbean Islands[‡]

Cancer type	Sex	Number of deaths (2008)	ASMR (2008)	AAPC
All cancer types	Male	1,756	139.49	-0.07
	Female	1,452	98.93	0.57
Breast cancer		286	25.05	1.27
Cervical cancer		78	8.81	-2.26
Colorectal cancer	Male	160	20.33	3.40
	Female	137	13.64	1.19
Liver cancer	Male	51	10.23	4.59
	Female	39	9.69	6.32
Lung cancer	Male	178	25.11	1.44
	Female	90	12.51	-1.58
Prostate cancer		556	51.35	1.00
Stomach cancer	Male	107	20.05	-0.33
	Female	81	10.37	-2.63

Notes: ‡: For this analysis, Caribbean Islands include those countries with very small numbers of annual cancer deaths and which required grouping together to enable trend analysis: Anguilla, Antigua and Barbuda, Aruba, Bahamas, Barbados, Bermuda, Cayman Islands, Dominica, French Guyana, Grenada, Guadalupe, Martinique, Montserrat, Saint Kitts and Nevis, Saint Vincent and the Grenadines, Saint Lucia, Turks and Caicos Islands, Virgin Islands (UK) and Virgin Islands (USA); ASMR: Age-standardized mortality rate; AAPC: Average annual percent change; *: The AAPC is significantly different from zero at p=0.05.

CANCER PLANS AND CANCER REGISTRATION⁶

National integrated NCD policy, strategy or action plan	
Is there a national integrated NCD policy, strategy or action plan?	Under development
Is cancer included in the overall NCD plan?	Yes
First year of implementation	N/A
Cancer policy, strategy or action plan	
Is there a cancer policy, strategy or action plan?	No
First year of implementation	N/A
Cancer registry	
Is there a cancer registry?	No
Scope (national vs. subnational)?	N/A
Type of registry (population vs. hospital based)?	N/A
Last year with available data	N/A

CANCER PRIMARY PREVENTION POLICIES

Tobacco control²	
Smoke free environments?	Up to two types of public places completely smoke-free
Raised taxes on tobacco?	Taxes are 23% of the final price
Health warning labels about the dangers of tobacco?	No warning or small warning
Bans on tobacco advertising, promotion and sponsorship?	Complete absence of ban, or ban does not cover national television, radio and print media
Overweight and obesity prevention and control⁶	
Is there a policy, strategy or action plan for reducing overweight/obesity? (First year of implementation)	No
Harmful use of alcohol prevention and control⁶	
Is there a policy, strategy or action plan for reducing harmful use of alcohol? (First year of implementation)	No
HPV vaccination in national immunization program?⁷	
Year of introduction/target age group/delivery strategy	N/A
Estimated 3-dose coverage (calendar year)	N/A
HBV vaccination in national immunization program?⁷	
Year of introduction/target age group	2006/2m-4m-6m; 3 doses at risk groups*
Estimated 3-dose coverage (2012)	74%

Note: *: administered to health workers, infants of HIV+ mothers, and infants of Hepatitis B+ mothers.

CANCER SCREENING

Cervical cancer	
Guidelines	
Are there cervical cancer screening guidelines available?	...
Guideline recommendations (tests/age groups/frequency)	...
Availability and coverage of screening services	
Cervical cytology⁶	
	Generally available in the public and the private sectors
Visual inspection with acetic acid⁶	
	Generally not available in the public sector and generally available in the private sector
Screening coverage	
	...

CANCER SCREENING

Breast cancer	
Guidelines	
Are there breast cancer screening guidelines available?	...
Guideline recommendations (tests/age groups/frequency)	...
Availability and coverage of screening services	
Clinical breast examination⁶	Generally available in the public and the private sectors
Mammography⁶	Generally available in the public and the private sectors
Screening coverage	...
Colorectal cancer	
Guidelines	
Are there colorectal cancer screening guidelines available?	...
Guideline recommendations (tests/age groups/frequency)	...
Availability and coverage of screening services	
Fecal occult blood test or fecal immunological test⁶	Generally available in the public and the private sectors
Exam or colonoscopy⁶	Generally available in the public and the private sectors
Screening coverage	...

CANCER TREATMENT AND PALLIATIVE CARE

Radiotherapy⁸		Oral morphine⁶	
Availability of services in the public health sector? ⁶	Generally not available	Availability in the public health sector?	Generally available
Total energy teletherapy units/million inhabitants	...	Covered by health insurance or publically funded?	Yes
Total radiotherapy centers	...	Appears in the national list of essential medicines?	Yes
Radiation oncologists	...	Opioid consumption⁹	
Medical physicists	...	Total morphine equivalence, per capita	2.47
Chemotherapy⁶		Community/home care⁶	
Availability of services in the public health sector?	Generally available	Are community/home care services available in the public sector for people with advanced stages of NCDs?	Generally not available

Notes: ...: Information not available; N/A: Not applicable; m: months.

Sources:

- (1) PAHO/WHO. Non communicable Diseases in the Americas: Basic Health Indicators 2011. Washington D.C, USA, 2011.
- (2) PAHO/WHO. Tobacco Control Report for the Region of the Americas, 2013. Washington D.C, USA, 2013.
- (3) WHO. Global Information System on Alcohol and Health, retrieved August 28, 2013, from <http://bit.ly/17zhugZ>.
- (4) ICO. Information Center on HPV and Cancer, retrieved August 28, 2013, from <http://www.hpvcentre.net/>.
- (5) PAHO/WHO Mortality Database, 2012.
- (6) PAHO/WHO Survey on National Capacity for the Prevention and Control of Non-communicable Diseases, 2013.
- (7) PAHO/WHO Comprehensive Family Immunization Unit. Immunization Country Profiles, retrieved August 28, 2013, from <http://bit.ly/1dn4Td3>; Immunization Reported Coverage in the Americas, by vaccine, retrieved August 28, 2013 from <http://bit.ly/1dn59ZK>.
- (8) WHO/IAEA Directory of Radiotherapy Centers (DIRAC) Database, retrieved August 28, 2013 from <http://www.naweb.iaea.org/nahu/dirac/>.
- (9) University of Wisconsin. WHO Collaborating Centre for Pain Policy and Palliative Care, Opioid Consumption Database 2010, retrieved August 28, 2013, from <http://www.painpolicy.wisc.edu/countryprofiles/amro>.