

Colombia

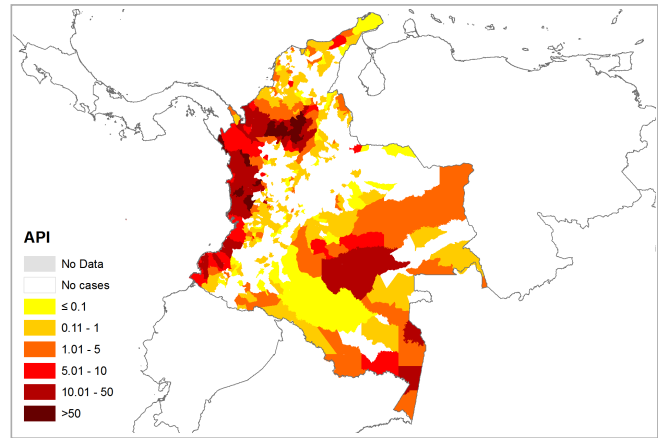
Colombia has reduced the incidence of malaria by 55% compared to the year 2000, on track to meet its Millennium Development Goal (MDG) for the year 2015. A sustained decrease in malaria is observed since 2001. Eighteen deaths due to malaria were reported in 2011.

Anopheles albimanus, *A. neivai*, *A. pseudopunctipennis*, *A. nunestovari* and *A. darlingi* are the principal vectors of malaria in the country. Of late, malaria in Colombia is largely concentrated to areas along the pacific coast. The states of Antioquia, Choco, Cordoba and Narino, all along the pacific coast, reported 79% of all cases and 77% of all *Plasmodium falciparum* and mixed infections reported in 2011.

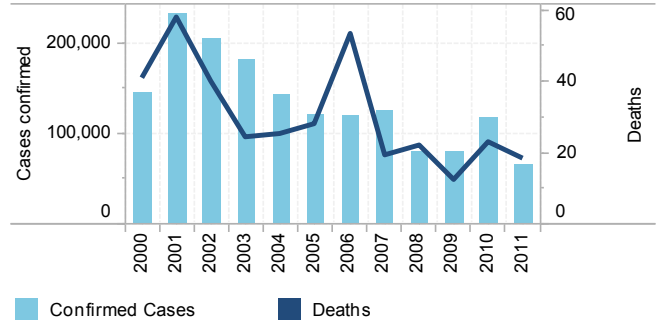
Artemether and Lumefantrine are used for treatment of *P. falciparum* and chloroquine and primaquine for *P. vivax*, a 14 day treatment regimen is followed for the later. Of all cases for which data was available, 48% were diagnosed and treated within 72 hours of initiation of symptoms.

The proportion of cases in children less than 15 years of age has remained near constant within 31.2%-29.8% of all cases in the 2008-2011 period. Coverage by indoor residual spraying (IRS) and insecticide treated bednets (ITNs) shows recent increases but data for the year 2010 and 2011 not available for ITNs and 2011 for IRS.

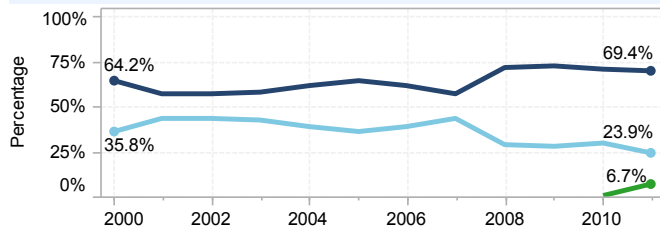
Funding by the government has increased regularly over the years, almost doubling in the year 2010 compared to the year 2000. Global Fund and AMI-RAVREDA are other sources of funding for malaria control.



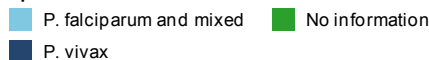
Mortality and morbidity due to malaria, 2000 - 2011



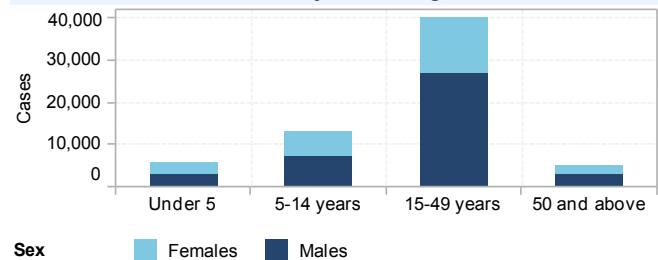
Percentage of malaria cases by species type, 2000 - 2011



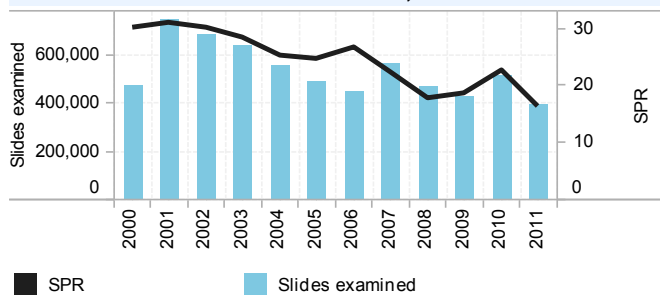
Species



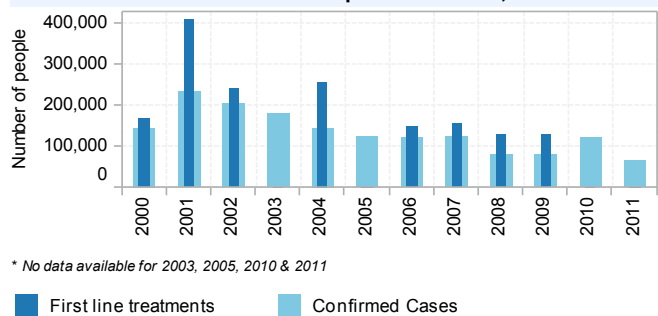
Malaria cases by sex and age, 2011



Slides examined and SPR, 2000 - 2011



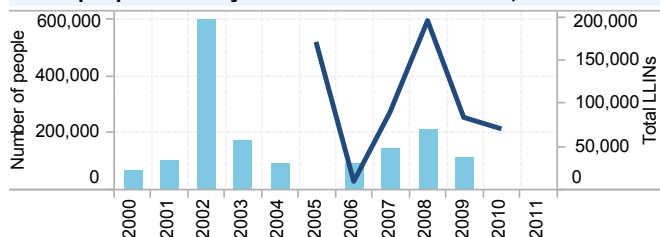
Confirmed malaria cases and patients treated, 2000 - 2011



* No data available for 2003, 2005, 2010 & 2011

First line treatments Confirmed Cases

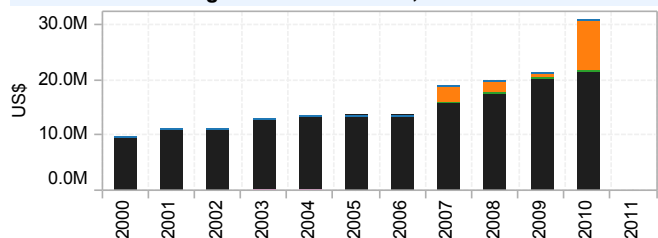
People protected by IRS and LLINs distributed, 2000 - 2011



No data for IRS for 2005, 2010 and 2011 and 2011 for LLINs

Total LLINs People protected by IRS

Funding for malaria control, 2000 - 2011



* No data available for 2011

Bilaterals UN agencies USAID
The Global Fund Government World Bank