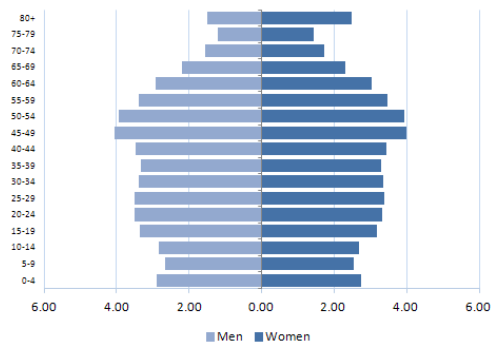


# CANADA

## SOCIODEMOGRAPHIC INDICATORS<sup>1</sup>



- **Total population:** 34,349,600
- **Average annual deaths:** 262,800
- **Life expectancy at birth (years):**  
Total: 81 Male: 79 Female: 83
- **Adult literacy rate:** ...
- **Gross national income US\$ per capita:** 41,980

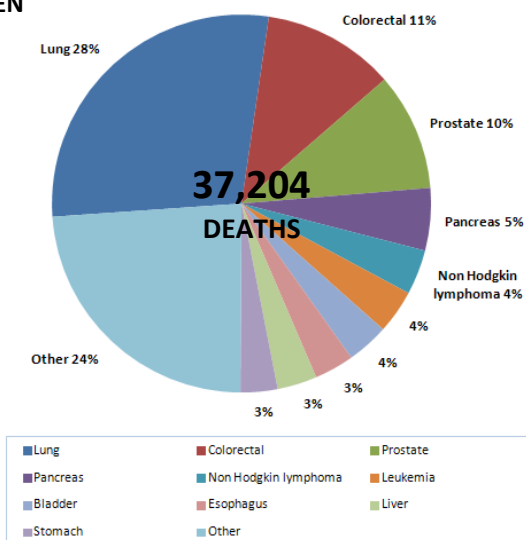
## RISK FACTORS

Prevalence of:	Total (%)	Male (%)	Female (%)
Current tobacco smokers among adults <sup>2,a</sup>	18.0	20.0	15.0
Current use of any tobacco product among youth <sup>2</sup>	2.8	2.8	2.7
Fruit and vegetable intake in adults <sup>1,b</sup>	...	...	...
Alcohol consumers, past 12 months <sup>3</sup>	77.6	81.2	74.2
Low physical activity in adults <sup>1,b</sup>	33.9	32.3	35.4
Obesity among adults (BMI ≥30) <sup>1</sup>	24.0	26.0	23.0
HPV prevalence (women with normal cytology) <sup>4</sup>	...	...	9.9

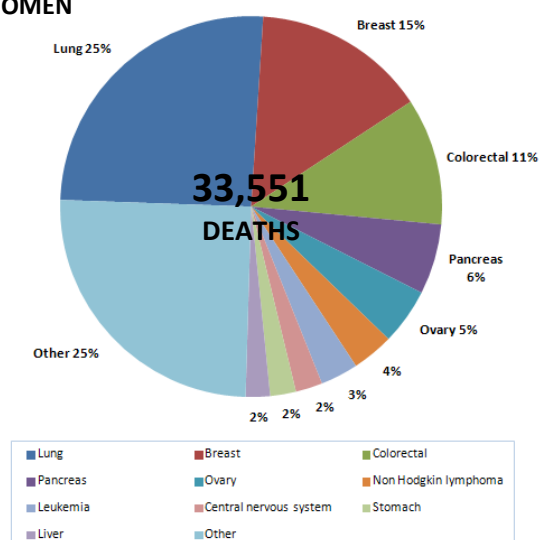
Notes: a: age-standardized prevalence of tobacco smoking in adults (15 years+), 2011; b: % who eat 5 or more servings of fruit and vegetables per day; c: % who are physically active for <600 met minutes; BMI: Body Mass Index; HPV: Human Papillomavirus.

## CANCER MORTALITY PROFILE (2009)<sup>5</sup>

### MEN



### WOMEN



## AGE-STANDARDIZED CANCER MORTALITY TRENDS (2000-2009)<sup>5</sup>



### Average annual percent change (AAPC) of age-standardized mortality rates, by cancer type (2000-2009)<sup>5</sup>

Cancer type	Sex	Number of deaths (2009)	ASMR (2009)	AAPC
All cancer types	Male	37,204	145.56	-1.87*
	Female	33,551	108.02	-1.12*
Breast cancer		4,944	16.68	-2.46*
Cervical cancer		370	1.45	-2.61*
Colorectal cancer	Male	4,203	16.33	-1.01*
	Female	3,607	10.61	-0.92*
Liver cancer	Male	1,256	5.01	1.90*
	Female	694	2.16	1.59*
Lung cancer	Male	10,572	51.54	-2.1*
	Female	8,540	28.52	0.2
Prostate cancer		3,745	13.50	-3.6*
Stomach cancer	Male	1,177	4.64	2.88*
	Female	734	2.24	2.58*

Notes: ASMR: Age-standardized mortality rate; AAPC: Average annual percent change; \*: The AAPC is significantly different from zero at p=0.05.

## CANCER PLANS AND CANCER REGISTRATION<sup>6</sup>

<b>National integrated NCD policy, strategy or action plan</b>	
Is there a national integrated NCD policy, strategy or action plan?	Yes
Is cancer included in the overall NCD plan?	Yes
First year of implementation	2010
<b>Cancer policy, strategy or action plan</b>	
Is there a cancer policy, strategy or action plan?	Yes
First year of implementation	2006
<b>Cancer registry</b>	
Is there a cancer registry?	Yes
Scope (national vs. subnational)?	Both
Type of registry (population vs. hospital based)?	Population based
Last year with available data	2010

## CANCER PRIMARY PREVENTION POLICIES

<b>Tobacco control<sup>2</sup></b>	
Smoke free environments?	All public spaces are completely smoke free <sup>5</sup>
Raised taxes on tobacco?	Taxes are 64% of the final price
Health warning labels about the dangers of tobacco?	Large warnings with all appropriate features
Bans on tobacco advertising, promotion and sponsorship?	Ban on television, radio and print media and some but not all forms of direct and/or indirect advertising
<b>Overweight and obesity prevention and control<sup>6</sup></b>	
Is there a policy, strategy or action plan for reducing overweight/obesity? (First year of implementation)	Yes (2010)
<b>Harmful use of alcohol prevention and control<sup>6</sup></b>	
Is there a policy, strategy or action plan for reducing harmful use of alcohol? (First year of implementation)	No
<b>HPV vaccination in national immunization program?<sup>7</sup></b>	
Year of introduction/target age group/delivery strategy	2007-2009/varies by province/schools
Estimated 3-dose coverage (calendar year)	85%-58% (varies by province)
<b>HBV vaccination in national immunization program?<sup>8</sup></b>	
Year of introduction/target age group	1998/early infancy (3 doses) or pre-teen (2-3 doses)
Estimated 3-dose coverage (calendar year)	70%

Note: <sup>5</sup>: While there is no national smoke-free legislation, at least 90% of the population is protected by subnational 100% smoke-free laws.

## CANCER SCREENING

<b>Cervical cancer</b>	
<b>Guidelines<sup>9</sup></b>	
Are there cervical cancer screening guidelines available?	Yes
Guideline recommendations (tests/age groups/frequency)	Pap test/25-69 years of age/every 3 years
<b>Availability and coverage of screening services</b>	
<b>Cervical cytology<sup>6</sup></b>	Generally available in the public and the private sectors
<b>Visual inspection with acetic acid<sup>6</sup></b>	Generally <b>not</b> available in the public and the private sectors
<b>Screening coverage<sup>10</sup></b>	79.6% of target population

CANCER SCREENING	
<b>Breast cancer</b>	
<b>Guidelines<sup>11</sup></b>	
Are there breast cancer screening guidelines available?	Yes
Guideline recommendations (tests/age groups/frequency)	Mammography/women aged 50-69 years/every 2 years (province specific)
<b>Availability and coverage of screening services</b>	
<b>Clinical breast examination<sup>6</sup></b>	Generally <b>not</b> available in the public and the private sectors
<b>Mammogram<sup>6</sup></b>	Generally available in the public and the private sectors
<b>Screening coverage<sup>10</sup></b>	72.4% of target population
<b>Colorectal cancer</b>	
<b>Guidelines<sup>12</sup></b>	
Are there colorectal cancer screening guidelines available?	Yes
Guideline recommendations (Tests/Age groups/Frequency)	FT or FTi/50-74 years of age/every 2 years (province specific)
<b>Availability and coverage of screening services</b>	
<b>Fecal occult blood test or fecal immunological test<sup>6</sup></b>	Generally available in the public and the private sectors
<b>Exam or colonoscopy<sup>6</sup></b>	Generally available in the public and the private sectors
<b>Screening coverage<sup>10</sup></b>	42.8% of target population

CANCER TREATMENT AND PALLIATIVE CARE			
<b>Radiotherapy<sup>13</sup></b>		<b>Oral morphine<sup>6</sup></b>	
Availability of services in the public health sector? <sup>6</sup>	Generally available	Availability in the public health sector?	Generally available
Total energy teletherapy units/million inhabitants	8.2	Covered by health insurance or publically funded?	Yes
Total radiotherapy centers	53	Appears in the national list of essential medicines?	N/A
Radiation oncologists	358	<b>Opioid consumption<sup>14</sup></b>	
Medical physicists	346	Total morphine equivalence, per capita	753.4
<b>Chemotherapy<sup>6</sup></b>		<b>Community/home care<sup>6</sup></b>	
Availability of services in the public health sector?	Generally available	Are community/home care services available in the public health sector for people with advanced stages of NCDs?	Generally available

Notes: ...: Information not available; N/A: Not applicable; FT: Fecal test; FTi; Immunochemical fecal-occult blood test.

Sources:

- (1) PAHO. Non communicable Diseases in the Americas: Basic Health Indicators 2011. Washington D.C, USA, 2011.
- (2) PAHO. Tobacco Control Report for the Region of the Americas, 2013. Washington D.C, USA, 2013.
- (3) WHO. Global Information System on Alcohol and Health, retrieved August 28, 2013, from <http://bit.ly/17zhuqZ>.
- (4) ICO. Information Center on HPV and Cancer, retrieved August 28, 2013, from <http://www.hpvcentre.net/>.
- (5) PAHO/WHO Mortality Database, 2012.
- (6) PAHO/WHO Survey on National Capacity for the Prevention and Control of Non-communicable Diseases, 2013.
- (7) Markowitz LE et al. Vaccine. 2012 Nov 20; 30 Suppl 5:F139-48.
- (8) PAHO/WHO Comprehensive Family Immunization Unit. Immunization Country Profiles, retrieved August 28, 2013, from <http://bit.ly/1dn4Td3>; Immunization Reported Coverage in the Americas, by vaccine, retrieved August 28, 2013 from <http://bit.ly/1dn59ZK>.
- (9) Canadian Task Force on Preventive Health Care. Screening for Cervical Cancer, 2013. Available from: <http://bit.ly/13M7ziM>.
- (10) Canadian Partnership Against Cancer. The 2012 Cancer System Performance Report. December 2012. Available from: <http://bit.ly/Uwpxwb>.
- (11) Canadian Task Force on Preventive Health Care. Screening for Breast Cancer, 2011. Available from: <http://bit.ly/16DMJAa>.
- (12) Canadian Task Force on Preventive Health Care. Screening for Colorectal Cancer, 2001 (Currently under review).
- (13) WHO/IAEA Directory of Radiotherapy Centers (DIRAC) Database, retrieved August 28, 2013 from <http://www-naweb.iaea.org/nahu/dirac/>.
- (14) University of Wisconsin. WHO Collaborating Centre for Pain Policy and Palliative Care, Opioid Consumption Database 2010, retrieved August 28, 2013, from <http://www.painpolicy.wisc.edu/countryprofiles/amro>.