

Region of the Americas Update

Last 24 hours *

- 46,177** Additional cases
- 410** Additional deaths
- 0.05%** Relative increase in cases
- 0.02%** Relative increase in deaths
- 30** Countries/territories reporting new cases
- 20** Countries/territories reporting new deaths

Highest numbers of cases & deaths in the last 24 hrs.*

Cases (≥ 1,000)	Deaths (≥ 100)
United States 29,661	
Brazil 5,126	
Colombia 2,649	
Chile 2,168	
Peru 1,465	
Mexico 1,225	

COVID-19 – Highlights

- For the first time in 2021, no county/territory reported a daily death toll of ≥ 100 COVID-19 deaths.
- COVID-19 cases have been increasing on the archipelago of Saint-Pierre and Miquelon since EW 45 for a cumulative total of 50 cases reported as of 22 November. Of the 18 active cases currently on the archipelago, six were detected among children during a school screening today which resulted in eight classes being closed. While there are no severe erious cases among the active cases, around 60 contacts have been tested and results are pending. [Préfet de l'archipel de Saint-Pierre et Miquelon](#)
- According to a US CDC Morbidity and Mortality Weekly Report (MMWR), U.S. women with COVID-19 were at increased risk for stillbirth compared with women without COVID-19 (adjusted relative risk [aRR] = 1.90; 95% CI = 1.69–2.15). The magnitude of association was higher during the period of SARS-CoV-2 B.1.617.2 (Delta) variant predominance than during the pre-Delta period. [MMWR](#)

Region of the Americas

96,066,194 cases

2,337,599 deaths

56

countries/areas/territories affected.

Global

257,043,749 cases

5,152,399 deaths

236

countries/areas/territories affected.

Total cases, deaths & CFR (%) among PAHO countries/territories with ≥ 150,000 cumulative cases.

Country/Territory	Cases	Deaths	CFR (%)
United States of America	44,194,808	710,757	1.6%
Brazil	21,582,738	601,213	2.8%
Argentina	5,266,275	115,491	2.2%
Colombia	4,973,325	126,655	2.5%
Mexico	3,725,242	282,227	7.6%
Peru	2,184,676	199,703	9.1%
Chile	1,663,992	37,574	2.3%
Canada	1,655,377	28,186	1.7%
Cuba	923,966	7,928	0.9%
Guatemala	581,498	14,118	2.4%
Costa Rica	546,595	6,698	1.2%
Ecuador	512,044	32,836	6.4%
Bolivia	504,121	18,803	3.7%
Panama	469,190	7,271	1.5%
Paraguay	460,218	16,207	3.5%
Uruguay	390,115	6,064	1.6%
Venezuela	384,668	4,634	1.2%
Honduras	370,262	10,010	2.7%
Dominican Republic	366,711	4,072	1.1%
Puerto Rico	182,685	3,193	1.7%

*Numbers may vary due to differences in reporting times.

Starting the weekend of 26 June 2021, the PAHO COVID-19 daily situation reports will no longer be published on Saturdays and Sundays. The reports will continue to be published during the workweek – Monday through Friday – at the regularly scheduled time, with the exception of any official holidays observed by PAHO in Washington, DC

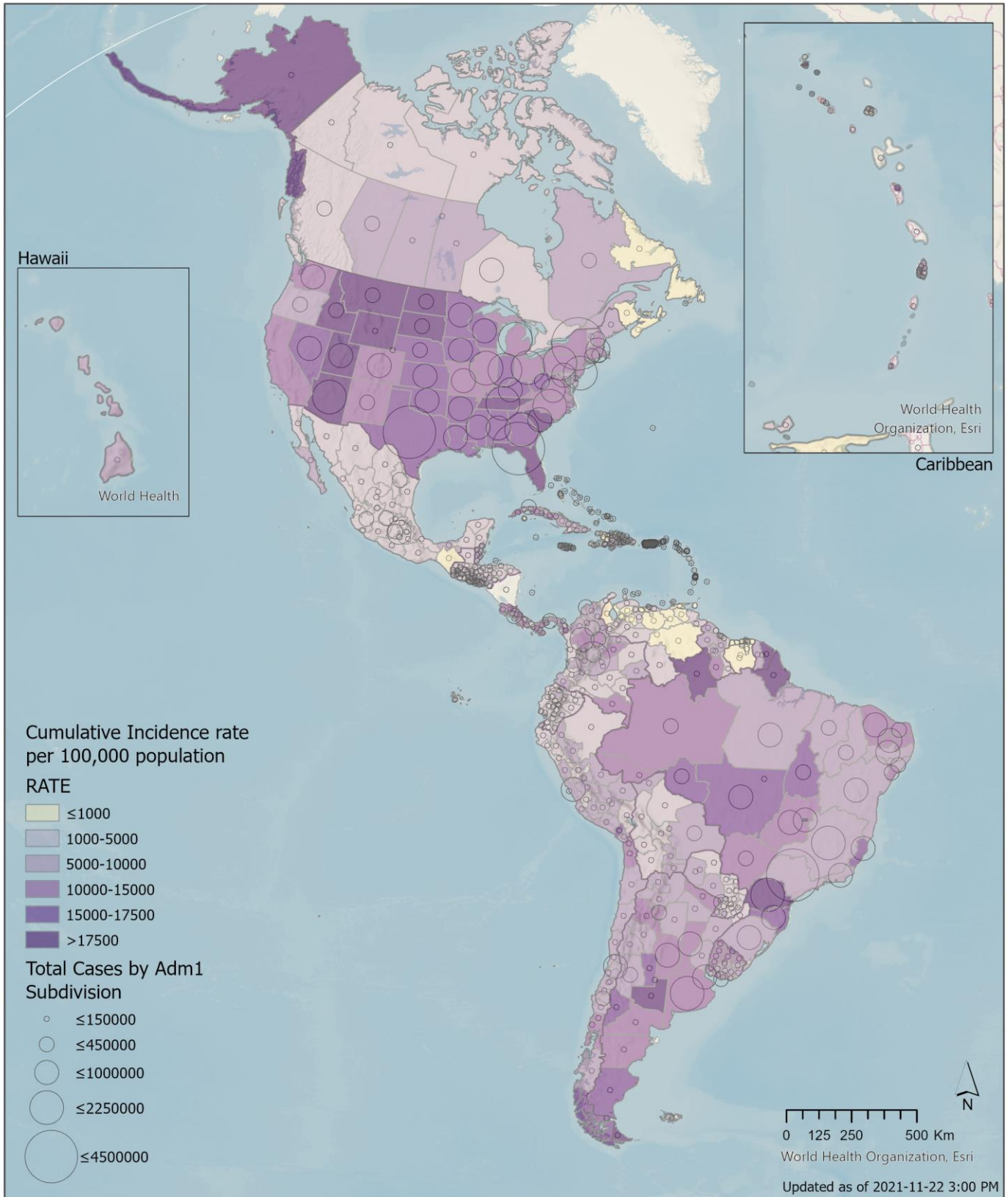
Spotlight – SARS-COV-2 Variants of Concern (VOC) in the Americas

Today's spotlight provides an update on the geographical distribution of the four variants of concern including VOC Alpha, Beta, Delta, and Gamma of the SARSCoV-2 virus (as reported by countries, territories, and areas (hereafter countries) in the region of the Americas as of 22 November 2021. Delta variant continues to be the predominant strain in the region with 54 out of the 56 countries and territories in the region having detected Delta. In the last four weeks, one new country (Nicaragua) reported the detection of Delta.

subregion	Country	Alpha	Beta	Gamma	Delta
North America	Canada	✓	✓	✓	✓
	Mexico	✓	✓	✓	✓
	United States of America	✓	✓	✓	✓
South America	Argentina	✓	✓	✓	✓
	Bolivia (Plurinational State of)	✓		✓	✓
	Brazil	✓	✓	✓	✓
	Chile	✓	✓	✓	✓
	Colombia	✓		✓	✓
	Ecuador	✓		✓	✓
	Paraguay	✓		✓	✓
	Peru	✓		✓	✓
	Uruguay	✓	✓	✓	✓
	Venezuela (Bolivarian Republic of)	✓		✓	✓
Central America	Belize	✓		✓	✓
	Costa Rica	✓	✓	✓	✓
	El Salvador	✓		✓	✓
	Guatemala	✓	✓	✓	✓
	Honduras	✓		✓	✓
	Nicaragua	✓	✓	✓	✓
Caribbean and Atlantic Ocean Islands	Panama	✓	✓	✓	✓
	Anguilla	✓			✓
	Antigua and Barbuda	✓	✓	✓	✓
	Aruba	✓	✓	✓	✓
	Bahamas	✓		✓	✓
	Barbados	✓		✓	✓
	Bermuda	✓	✓		✓
	Bonaire	✓		✓	✓
	British Virgin Islands	✓		✓	✓
	Cayman Islands	✓	✓	✓	✓
	Cuba	✓	✓		✓
	Curaçao	✓	✓	✓	✓
	Dominica	✓			✓
	Dominican Republic	✓		✓	✓
	Falkland Islands (Malvinas)	✓	✓		
	French Guiana	✓	✓	✓	✓
	Grenada	✓		✓	✓
	Guadeloupe	✓	✓	✓	✓
	Guyana			✓	✓
	Haiti	✓		✓	✓
	Jamaica	✓			✓
	Martinique	✓	✓	✓	✓
	Montserrat	✓		✓	✓
	Puerto Rico	✓	✓	✓	✓
	Saba				✓
	Saint Barthélemy	✓			✓
	Saint Kitts and Nevis				✓
	Saint Lucia	✓			✓
	Saint Martin	✓	✓		✓
	Saint Pierre and Miquelon				✓
	Saint Vincent and the Grenadines			✓	✓
	Sint Maarten	✓	✓	✓	✓
	Suriname	✓	✓	✓	✓
Trinidad and Tobago	✓		✓	✓	
Turks and Caicos Islands	✓		✓	✓	
United States Virgin Islands	✓	✓	✓	✓	

✓ Sequence is not available yet in an international repository
 ✓ WGS available

Map 1. Reported number of cumulative COVID-19 cases in the Region of the Americas and corresponding incidence rate (per 100,000 population) by country/territory. As of 22 November 2021

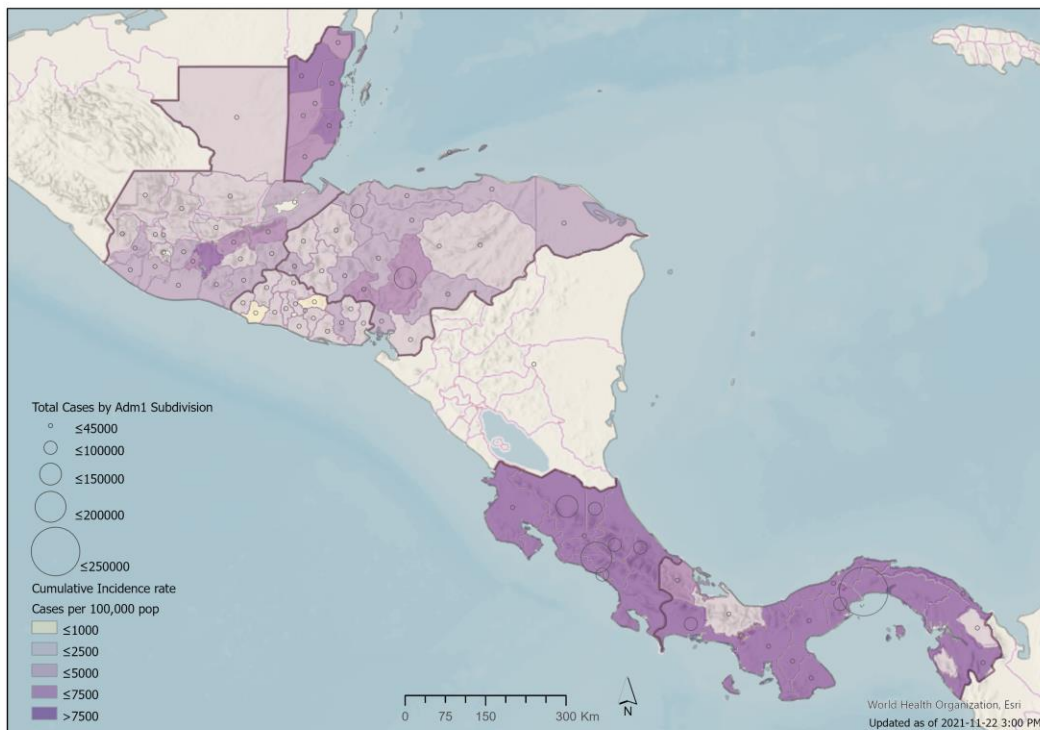


PAHO



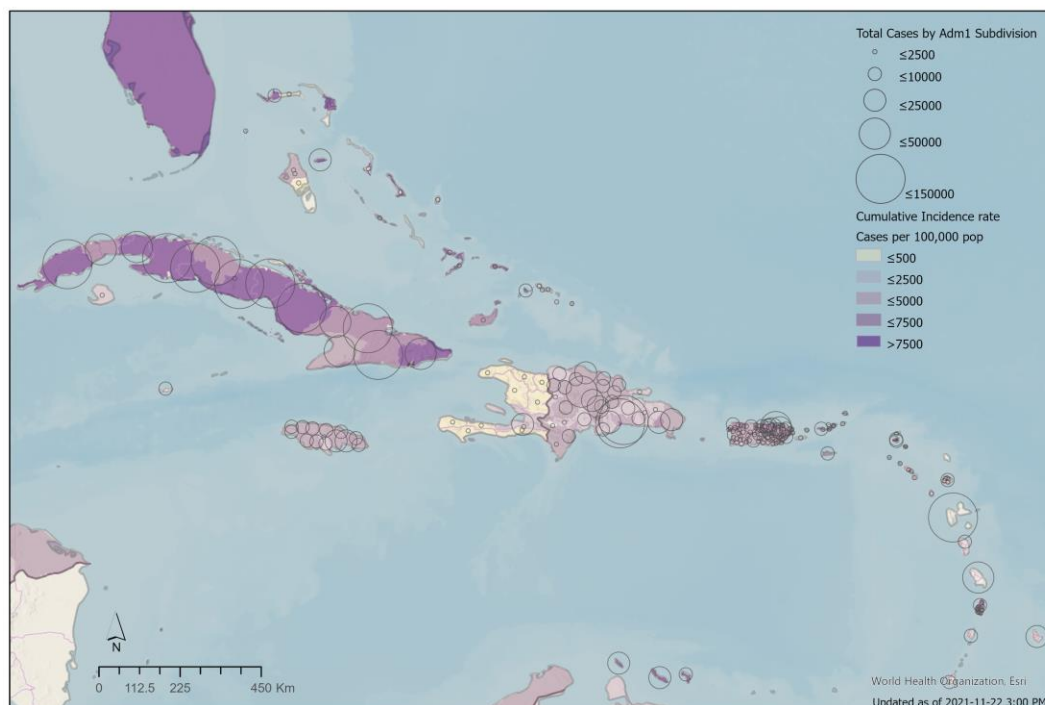
© Pan American Health Organization-World Health Organization 2021. All rights reserved. The designations employed and the presentation of the material in these maps do not imply the expression of any opinion whatsoever on the part of the Secretariat of the Pan American Health Organization concerning the legal status of any country, territory, city or area or of its authorities, or concerning the delimitation of its frontiers or boundaries. Dotted and dashed lines on maps represent approximate border lines for which there may not yet be full agreement.

Map 2. Reported number of cumulative COVID-19 cases in the Central American sub-region and corresponding incidence rate (per 100,000 population) by country/territory (sub-national level). As of 22 November 2021



© Pan American Health Organization-World Health Organization 2021. All rights reserved.
The designations employed and the presentation of the material in these maps do not imply the expression of any opinion whatsoever on the part of the Secretariat of the Pan American Health Organization concerning the legal status of any country, territory, city or area or of its authorities, or concerning the delimitation of its frontiers or boundaries. Dotted and dashed lines on maps represent approximate border lines for which there may not yet be full agreement.

Map 3. Reported number of cumulative COVID-19 cases in the Caribbean sub-region and corresponding incidence rate (per 100,000 population) by country/territory (sub-national level). As of 22 November 2021



© Pan American Health Organization-World Health Organization 2021. All rights reserved.
The designations employed and the presentation of the material in these maps do not imply the expression of any opinion whatsoever on the part of the Secretariat of the Pan American Health Organization concerning the legal status of any country, territory, city or area or of its authorities, or concerning the delimitation of its frontiers or boundaries. Dotted and dashed lines on maps represent approximate border lines for which there may not yet be full agreement.

COVID-19 situation reported by countries and territories in the Americas, as of 22 November 2021
Updated as of 3 PM

Sub-Region	Country/Territory	Cases			Deaths		
		7 Day MA* Trend	Cummulative	7day % change	7 Day MA* Trend	Cummulative	7day % change
North America	Canada		1,762,434	-30%		29,481	-23%
	Mexico		3,863,362	37%		292,471	181%
	United States of America (the)		47,434,791	12%		767,278	43%
	Subtotal		53,060,587			1,089,230	
Central America	Belize		29,501	-40%		558	-4%
	Costa Rica		565,548	-42%		7,251	-36%
	El Salvador		118,041	-100%		3,756	-39%
	Guatemala		613,892	-10%		15,840	-57%
	Honduras		377,420	-34%		10,388	-20%
	Nicaragua		13,242	-11%		211	0%
	Panama		475,997	14%		7,353	-29%
Subtotal		2,193,641			45,357		
South America	Argentina		5,315,348	7%		116,377	13%
	Bolivia (the Plurinational State of)		529,486	15%		19,068	2%
	Brazil		22,017,276	-23%		612,659	-25%
	Chile		1,745,305	-5%		38,149	21%
	Colombia		5,048,061	-5%		128,093	3%
	Ecuador		524,353	11%		33,125	-63%
	Paraguay		462,283	-45%		16,360	-69%
	Peru		2,224,344	39%		200,866	17%
	Uruguay		397,841	1%		6,115	-7%
	Venezuela (Bolivarian Republic of)		425,213	-17%		5,079	-13%
Subtotal		38,689,510			1,175,891		
Caribbean and Atlantic Ocean Islands	Anguilla		1,268	34%		3	-100%
	Antigua and Barbuda		4,135	-37%		108	-50%
	Aruba		16,202	55%		173	0%
	Bahamas (the)		22,665	-7%		671	50%
	Barbados		23,795	-16%		210	31%
	Bermuda		5,724	-48%		106	0%
	Bonaire		2,679	-14%		21	-100%
	Cayman Islands		5,532	-13%		4	0%
	Cuba		961,042	-24%		8,295	-33%
	Curacao		17,321	39%		176	0%
	Dominica		5,642	1461%		35	-100%
	Dominican Republic (the)		403,438	-19%		4,190	18%
	Falkland Islands (the)		79	-100%		0	0%
	French Guiana		45,675	-24%		323	-83%
	Grenada		5,873	400%		200	-100%
	Guadeloupe		55,080	24%		823	0%
	Guyana		37,325	-20%		976	0%
Haiti		24,950	-32%		719	33%	
Jamaica		90,807	-12%		2,359	-29%	
Martinique		44,618	279%		704	100%	
Montserrat		44	0%		1	0%	
Puerto Rico		187,478	-7%		3,263	-45%	
Saba		11	0%		0	0%	
Saint Barthelemy		1,666	0%		4	0%	
Saint Kitts and Nevis		2,766	-47%		28	-50%	
Saint Lucia		12,904	-33%		278	-20%	
Saint Martin		4,013	11%		38	0%	
Saint Pierre and Miquelon		50	1600%		0	0%	
Saint Vincent and the Grenadines		5,414	-57%		73	-67%	
Sint Eustatius		30	-100%		0	0%	
Sint Maarten		4,561	32%		75	0%	
Suriname		50,464	-19%		1,152	-41%	
Trinidad and Tobago		65,889	22%		1,967	27%	
Turks and Caicos		3,085	43%		23	0%	
Virgin Islands (UK)		2,765	0%		38	0%	
Virgin Islands (US)		7,466	1%		85	0%	
Subtotal		2,122,456			27,121		
	Total		96,066,194			2,337,599	

* 7 Day Moving Average

Legend



Table notes on the next page.

NOTES: Case and death counts may include both confirmed and probable classifications depending on the reporting Member State.

- Antibody tests, including rapid diagnostic tests (RDTs) based on antibody detection, are not recommended for use by PAHO/WHO in clinical diagnosis. Antigen-detecting RDTs may be used following the WHO 122 November 2020 Guidance, available at: <https://bit.ly/2FxK2fs>.
- Data is updated on a weekly basis for Guadeloupe, Martinique, Nicaragua, Saint Barthelemy, Saint Martin, and Saint Pierre and Miquelon.
- As of 122 November 2020, the previously aggregated Bonaire, Saba and Sint Eustatius are now being presented separately in the table.
- *A dispute exists between the Governments of Argentina and the United Kingdom of Great Britain and Northern Ireland concerning sovereignty over the Falkland Islands (the) (Malvinas) "

Argentina: On 14 March 2021, due to daylight savings time observed in Eastern Standard Time zone, the Argentina data is no longer published by 3:00PM EST same day and is henceforth included in the following day table. Between 22 February and 14 March 2021, the data had corresponded to the same date.

Bahamas: According to the latest Bahamas Ministry of Health (MoH) publication, there are a total of 68 additional deaths under investigation, available at: <https://bit.ly/3wh84Aq>

Ecuador: According to a 6 September Ecuador Ministry of Public Health press release, only cases confirmed by RT-PCR will be reported; previously, cases who tested positive by either RT-PCR or RDTs were reported, resulting in the exclusion of 8,956 cases. Available at: <https://bit.ly/3h2EWEA>

El Salvador: Cumulative cases and deaths as published by the Government of El Salvador: <https://covid19.gob.sv/>. The government presents a retroactively adjusted epidemiological curve of daily cases on the same dashboard.

Jamaica: According to the latest Jamaica Ministry of Health and Wellness press release, there are a total of 341 additional deaths under investigation, available at: <https://bit.ly/3qAwIJo>

Mexico: On 1 June 2021, the Mexico Ministry of Health reported 4,272 deaths in 24 hours. Of these, 3,924 were reported in 2020 and the remaining were reported in 2021. Available at: <https://bit.ly/3pfdMA8>

Nicaragua: Please note there are discrepancies with the data published by the Citizen's Observatory COVID-19 Nicaragua as of 17 November 2021. Available at: <https://bit.ly/3pw7ZVR>

Peru: Aggregated case total as reported by the Peru MoH; latest disaggregated data available is 662,894 by RT-PCR + 611,959 by antigen tests + 948,026 by other RDTs. Antibody tests, including RDTs based on antibody detection, are not recommended for use by PAHO/WHO in clinical diagnosis. Antigen-detecting RDTs may be used following the WHO 11 September 2020 Guidance, available at: <https://bit.ly/3fjVKTm>. On 31 May 2021, the Government of Peru announced that, after revision, the death toll was 180,764 deaths as of 22 May 2021, available at: <https://bit.ly/3fYGj8V>. The number of cumulative deaths reported prior to the revision, on 30 May, was 69,342, available at: <https://bit.ly/3pkar2U>

Puerto Rico: Aggregated case total as reported by the Puerto Rico Department of Health (DoH); 153,610 were positive by RT-PCR and 33,868 were positive by antigen tests; previously, cases who tested positive by either RT-PCR or serological RDTs were reported, resulting in the exclusion of 33,965 cases. Available at: <https://bit.ly/3AXY7KU>

United States of America: Case and death counts include both confirmed and probable classifications, as published on the U.S. Centers for Disease Control and Prevention (US CDC) website on 22-November. Excludes American Samoa, Federated States of Micronesia, Guam, Commonwealth of the Northern Marianas, Puerto Rico, Palau, Republic of Marshall Islands and the United States Virgin Islands. Case and death counts may differ from other US CDC data sources because these are provisional counts which are subject to change, including updates to data reported previously, adjustments can occur. Sources: <https://bit.ly/2RSpap5> and <https://bit.ly/2RVI2n6>

Uruguay: According to the latest Uruguay Ministry of Public Health report, the total notes 03 positive cases reported in the last 24 hours were excluded from the total. Available at: <https://bit.ly/3nEeOpX>

DATA ADJUSTMENTS: Differences in the total number of cases and/or deaths and respective % increases reflect the following adjustment(s):

ISO3_CODE	Adjusted Date	Cases	Deaths	Source
BHS	2021-11-19	22655	671	https://bit.ly/3DJ7Zt2
BHS	2021-11-20	22658	671	https://bit.ly/3DJ7Zt2
BHS	2021-11-21	22661	671	https://bit.ly/3DJ7Zt2
ECU	2021-11-21	524211	33125	https://bit.ly/3cAx7pZ
ECU	2021-11-19	523355	33112	https://bit.ly/32eMQsl
ECU	2021-11-18	522783	33106	https://bit.ly/30RJKuu
ECU	2021-11-17	522392	33098	https://bit.ly/3cAo4Fo
ECU	2021-11-16	522392	33098	https://bit.ly/3r1cs6Y
GRD	2021-11-21	5873	200	https://bit.ly/3nCncGB
HTI	2021-11-17	24819	715	https://bit.ly/3oRY2mP
HTI	2021-11-18	24884	719	https://bit.ly/30l6ug1
HTI	2021-11-19	24936	719	https://bit.ly/3xekeLR
HTI	2021-11-20	24950	719	https://bit.ly/3CGun54
PAN	2021-11-20	475577	7350	https://bit.ly/3HMAc4H
PAN	2021-11-21	475835	7352	https://bit.ly/3CIsK6X
USA	2021-11-20	47372799	766916	
USA	2021-11-21	47405130	767185	