



### Demographics and socioeconomic

Total Population (in 1000) (2020)	212,559.41
Population <1 year of age (in 1000) (2020)	2,870.92
Population 1 year of age (in 1000) (2020)	2,887.60
Population <5 years of age (in 1000) (2020)	14,475.09
Women of childbearing age (in 1000) (2020)	158,280.77
Infant Mortality Rate (per 1000 live births) (2017)*	13.4
Gross national income (US\$ per capita) current value (2020)	7,850.0
National Health Expenditure Public (2018)	4.0
National Health Expenditure Private (2018)	5.5

\* estimate

### Immunization system highlights

- There is no comprehensive multi-year plan (MYP) for immunization.
- A standing national technical advisory group on immunization (NITAG) with formal written terms of reference exists. The group did not meet in 2020.
- No information is available on spending on routine immunization financed using government funds.
- No information is available on spending on vaccine purchase financed using government funds.
- A national nominal electronic immunization registry is in place.

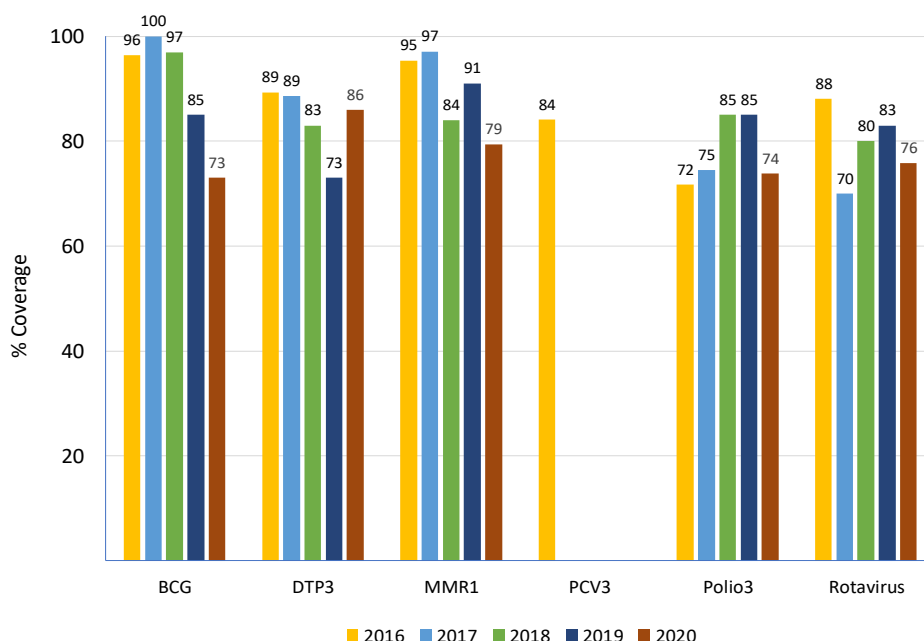
### Vaccine Introduction

	Year
Bacterial Meningitis	
<i>Haemophilus influenzae</i> type b	1999
Hepatitis B	1998
HPV	2014
Influenza	1999
MMR1	2000
MMR2	2004
Pentavalent	
Pneumococcal Conjugate	2010
Rotavirus	2006
Tdap	
Tetavalent DPT-Hib or DPT-HepB	2002
Yellow Fever	1991

### Immunization Schedule

BRA	Doses					
	1	2	3	4	5	6
BCG	B					
HepB pediatric	B					
DTP-Hib						
DTP-Hib-HepB	M2	M4	M6			
DTP-Hib-IPV						
DTP-Hib-HepB-IPV						
DTP				M15	Y4	
Influenza pediatric	M6-Y5					
IPV	M2	M4	M6			
OPV				M15	Y4	
MMR	M12	M15 (MMRV)				
Pneumoco conjugate	M2	M4	M12			
Rotavirus	M2	M4				
Td	>=Y7	>=Y7	>=Y7			
Tdap						
HPV	Y9-Y14	+M6				

### Vaccination Coverage



### Surveillance indicators

#### Acute Flaccid Paralysis (AFP) 2020

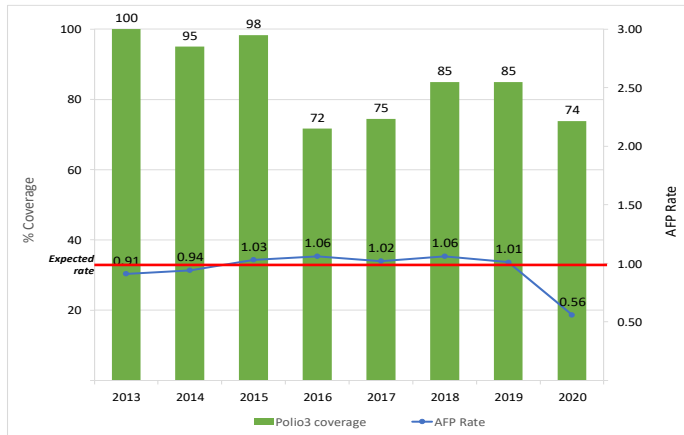
Number of AFP suspected cases	248
AFP rate per 100,000 population <15 years old	0.56
% of cases with 1 adequate samples	67
% of cases investigated within <48 hours	98
% sites reporting	94

#### Measles-rubella (MR) 2020

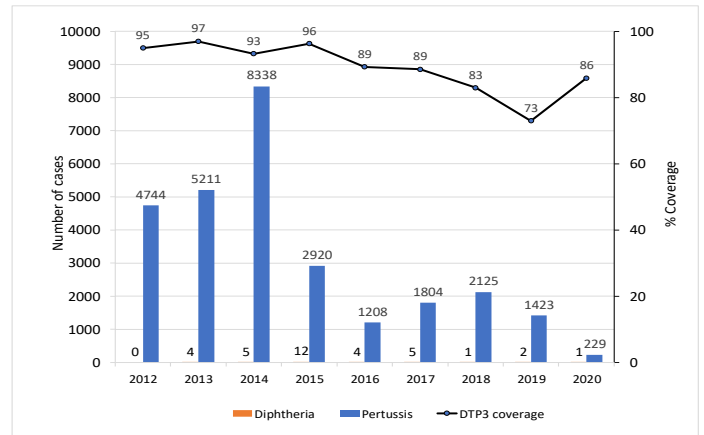
Number of MR suspected cases	17,406
% of cases with adequate investigation	0
% of cases with adequate blood samples	66
% of samples received in laboratory <=5 days	91
% of laboratory samples results <=4 days	69



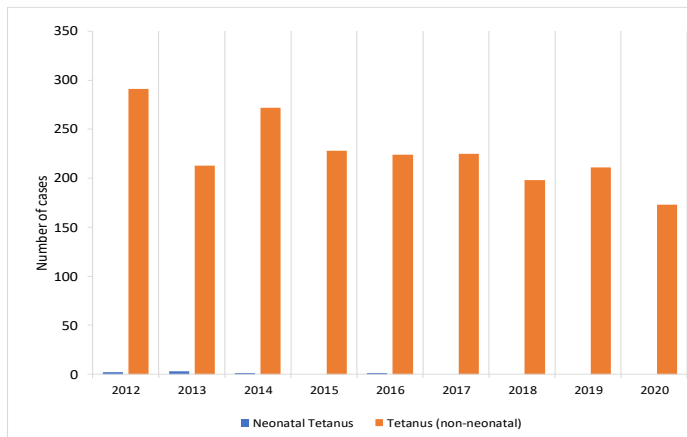
### Polio3 coverage and AFP rate per 100,000 children <15 years of age



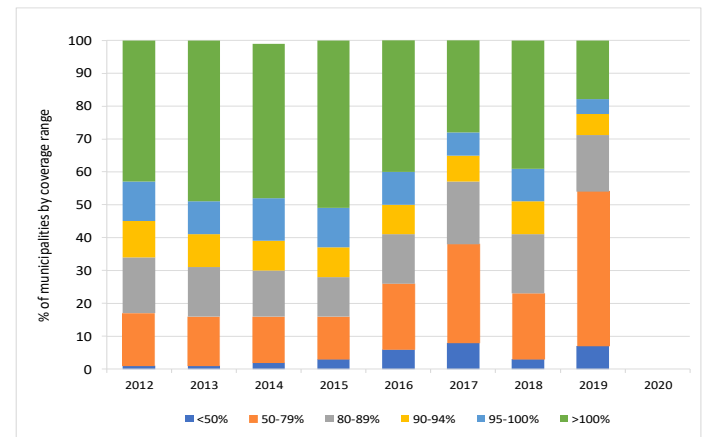
### DTP3 coverage and number of reported diphtheria and pertussis cases



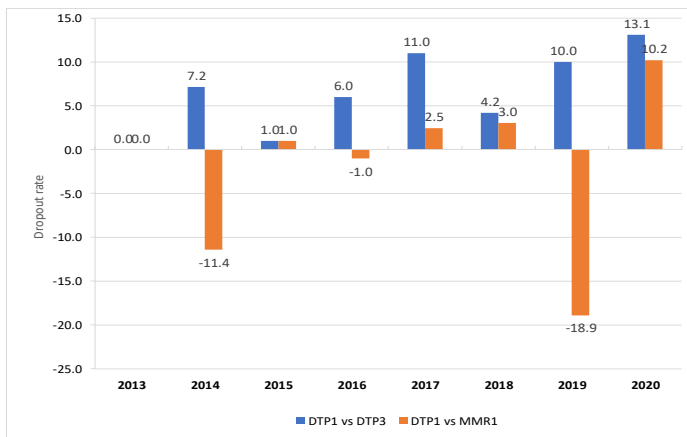
### Number of tetanus (no neonatal) and neonatal tetanus cases



### Proportion of municipalities by coverage range with DTP3 in children <1 years of age



### DTP1-DTP3 and DTP1-MMR1 Dropout Rate



### Vaccine Stockout

BRA	2013	2014	2015	2016	2017	2018	2019	2020
AD syringes	●		●	●				
BCG	●	●	●	●	●	●	●	●
Disposable syringes	●		●	●				
DTP	●		●	●	●	●	●	●
HepB	●		●	●	●	●	●	●
Hib	●	●	●	●	●	●	●	●
Influenza	●		●	●	●	●	●	●
IPV			●	●	●	●	●	●
Measles	●		●	●	●	●	●	●
Pneumo. conjugate	●		●	●	●	●	●	●
Polio	●		●	●	●	●	●	●
Reconst. syringes	●		●	●				
Rotavirus	●		●	●	●	●	●	●
Safety boxes	●		●	●				
Tdap			●	●			●	
TT	●		●	●	●	●	●	●
Yellow fever	●		●	●	●	●	●	●

**Legend**  
 NB/nb-newborn  
 M/m-month  
 Y/y-year  
 WCBA-women of childbearing age  
 ● with stockout  
 ● no stockout  
 no data available