

Region of the Americas Update

Last 24 hours *

- 177,858** Additional cases
- 4,800** Additional deaths
- 0.25%** Relative increase in cases
- 0.26%** Relative increase in deaths
- 33** Countries/territories reporting new cases
- 23** Countries/territories reporting new deaths

Highest numbers of cases & deaths in the last 24 hrs.

Cases (≥ 1,000)

Brazil	74,042
Colombia	29,945
Argentina	23,780
United States	14,796
Chile	6,770
Peru	4,526
Mexico	4,253
Bolivia	2,682
Paraguay	2,482
Uruguay	2,147
Ecuador	2,054
Costa Rica	1,869
Cuba	1,481
Venezuela	1,405
Honduras	1,206

Deaths (≥ 100)

Brazil	2,311
Colombia	596
Argentina	528
United States	412
Peru	235
Mexico	168
Chile	119
Paraguay	113

COVID-19 – Highlights

- On 17 June 2021, the **Cuba Ministry of Public Health** [announced additional measures for travelers](#) arriving to Varadero and Cayo Coco. Since 5 June 2021, the country has implemented measures depending on the airport through which travelers arrive.
- According to a **Brazil Ministry of Health** [press release](#), 72% of **indigenous populations** in the country have been **fully vaccinated** against COVID-19.
- Peru has received** a shipment of **497,250 Pfizer COVID-19 vaccines**. This represents approximately a third of total doses expected to arrive by the beginning of July 2021.

Region of the Americas

70,481,257 cases

1,853,006 deaths

56

countries/areas/territories affected.

Global

177,286,031 cases

3,845,032 deaths

236

countries/areas/territories affected.

Total cases, deaths & CFR (%) among PAHO countries/territories with ≥ 130,000 cumulative cases.

Country/Territory	Cases	Deaths	CFR (%)
United States of America	33,190,195	596,003	1.8%
Brazil	17,702,630	496,004	2.8%
Argentina	4,222,400	87,789	2.1%
Colombia	3,859,824	98,156	2.5%
Mexico	2,467,643	230,792	9.4%
Peru	2,019,716	189,757	9.4%
Chile	1,505,001	31,259	2.1%
Canada	1,406,253	26,012	1.8%
Ecuador	444,395	21,234	4.8%
Bolivia	417,195	15,924	3.8%
Paraguay	401,243	11,294	2.8%
Panama	391,190	6,458	1.7%
Costa Rica	349,026	4,459	1.3%
Uruguay	348,662	5,152	1.5%
Dominican Republic	314,031	3,742	1.2%
Guatemala	276,927	8,549	3.1%
Venezuela	256,862	2,906	1.1%
Honduras	251,149	6,719	2.7%
Cuba	164,896	1,132	0.7%
Puerto Rico	139,582	2,539	1.8%

*Numbers may vary due to differences in reporting times.

Information current as of 18 June 2021, 15h00 EST – Highlighted in grey: Updates with respect to the information published on 11 June 2021

Based on viral genomic sequencing, on 14 December 2020, the authorities of the United Kingdom reported to WHO a SARS-CoV-2 variant known as Alpha; on 18 December 2020, the authorities of the Republic of South Africa reported to WHO a SARS-CoV-2 variant known as Beta; and, on 13 January 2021, the authorities of Brazil reported to WHO a SARS-CoV-2 variant known as Gamma. SARS-CoV-2 variants Alpha, Beta, and Gamma are defined as Variants of Concern (VOC), together with variant Delta, identified in India in October 2020.¹ Starting on 18 December 2020, WHO shared that information with authorities across the globe about SARS-CoV-2 VOC and Variants of Interest (VOI), through dedicated channels established under the International Health Regulations (IHR), as well with the public through the WHO web site.^{2,3,4}

International traffic-related measures adopted by States Parties in the Americas in response to the detection of SARS-CoV-2 variants

The table below summarizes international traffic-related measures adopted by States Parties to the IHR in the Region of the Americas in response to the detection of SARS-CoV-2 variants. Measures adopted are consistent with current Temporary Recommendations,⁵ issued by the Director-General of WHO in the context of the Public Health Emergency of International Concern (PHEIC), determined on 30 January 2020 according to IHR provisions.

State Party issuing measures	Hyperlinked description of measures and language of publication ⁶	Date information about measures published on governmental web pages/social media accounts	State/s Party/ies concerned by measures issued
Argentina	Spanish Spanish	20-Dec-20 25-Mar-21	United Kingdom Brazil, Chile, Mexico, United Kingdom
Barbados	English	26-Apr-21	Brazil, India, Republic of South Africa
Bermuda, Overseas Territory of the United Kingdom	English	26-Apr-21	Brazil, India, Republic of South Africa
Bolivia	Spanish Spanish	22-Dec-20 06-Jan-21 15-Feb-21 17-Mar-21 01-Apr-21	All European countries Extension Brazil
Brazil	Portuguese Portuguese Portuguese	25-Dec-20 25-Jan-21 14-May-21	United Kingdom Republic of South Africa, United Kingdom Extension, and inclusion of India
Canada ⁷	English English ⁸	19-Feb-21 22-Apr-21	All countries India, Pakistan Extension ⁹

¹ <https://www.who.int/en/activities/tracking-SARS-CoV-2-variants/>

² <https://www.who.int/csr/don/21-december-2020-sars-cov2-variant-united-kingdom/en/>

³ <https://www.who.int/csr/don/31-december-2020-sars-cov2-variants/en/>

⁴ Coronavirus disease (COVID-19) Weekly Epidemiological Update and Weekly Operational Update:

<https://www.who.int/emergencies/diseases/novel-coronavirus-2019/situation-reports>

⁵ <https://tinyurl.com/49x5pvja>

⁷ Also reported to PAHO/WHO by the National IHR Focal Point of Canada. On 19 February 2021, the National IHR Focal Point of Canada also reported to PAHO/WHO the following extensions of international traffic-related measures: [Order in Council 2021-0075](#); [Order in Council 2021-0076](#); [Order in Council 2021-0077](#). On 2 March 2021, the National IHR Focal Point of Canada also reported to PAHO/WHO the following extensions of international traffic-related measures: [Interim Order No. 3 Restricting Pleasure Craft Navigation Due to COVID-19](#); [Interim Order No. 5 Respecting Passenger Vessel Restrictions Due to the Coronavirus Disease 2019 \(COVID-19\)](#). On 22 March 2021, the National IHR Focal Point of Canada also reported to PAHO/WHO the following extensions of international traffic-related measures: [Order in Council 2021-0173](#); [Order in Council 2021-0174](#). On 21 April 2021, the National IHR Focal Point of Canada also reported to PAHO/WHO the following extensions of international traffic-related measures: [Order in Council 2021-0313](#); [Order in Council 2021-0314](#); [Order in Council 2021-0315](#). On 21 May 2021, the National IHR Focal Point of Canada also reported to PAHO/WHO the following extensions of international traffic-related measures: [Border measures prohibiting foreign nationals from entering Canada from the United States](#); [Border measures prohibiting foreign nationals from entering Canada from any country other than the United States](#); and [Quarantine, Isolation and Other Obligations](#)

⁸ Also reported to PAHO/WHO by the National IHR Focal Point of Canada

⁹ Also reported to PAHO/WHO by the National IHR Focal Point of Canada

State Party issuing measures	Hyperlinked description of measures and language of publication ⁶	Date information about measures published on governmental web pages/social media accounts	State/s Party/ies concerned by measures issued
Chile	Spanish Spanish	20-Dec-20 01-Apr-21 26-Apr-21	United Kingdom All countries Extension
Colombia¹⁰	Spanish Spanish Spanish Spanish	20-Dec-20 27-Jan-21 29-Mar-21 19-May-21	United Kingdom Brazil All countries India
Dominican Republic	Spanish	15-Jun-21	Brazil, India, Republic of South Africa, United Kingdom
Ecuador	Spanish	06-Apr-21	Brazil
Guatemala	Spanish	16-Apr-21 24-May-21	Brazil, Republic of South Africa, United Kingdom Amendment
Honduras	Spanish	29-Mar-21	Republic of South Africa, United Kingdom, South America
Jamaica	English	03-Apr-21 05-May-21 ¹¹	Argentina, Brazil, Chile, Colombia, Paraguay, Peru, United Kingdom Extension - Inclusion of India, Trinidad and Tobago, and exclusion of United Kingdom
Panama	Spanish Spanish Spanish	21-Dec-20 29-Mar-21 29-Apr-21	Republic of South Africa, United Kingdom South America Extensions and modifications of all the above
Peru	Spanish Spanish ¹² Spanish Spanish	31-Dec-20 15-Jan-21 27-Jan-21 15-Mar-21 29-Apr-21	All countries Europe, Republic of South Africa (Complements and extensions) Brazil, Republic of South Africa, United Kingdom Extension
Saint Kitts and Nevis*	English	9-Jun-21	Brazil, India, Republic of South Africa, United Kingdom
Saint Vincent and the Grenadines	English	23-Feb-21	Brazil, Republic of South Africa
Trinidad and Tobago	English	21-Dec-20	United Kingdom
United States ^{13,14}	English English English	24-Dec-20 12-Jan-21 25-Jan-21	United Kingdom All countries Brazil, United Kingdom, Republic of Ireland,

¹⁰ Also reported to PAHO/WHO by the National IHR Focal Point of Colombia

¹¹ Rationale underpinning measures adopted provided by the National IHR Focal Point of Jamaica on 20 May 2021

¹² Also reported to PAHO/WHO by the Ministry of Health of Peru

¹³ Also reported to PAHO/WHO by the National IHR Focal Point of the United States

¹⁴ On 18 March 2021, the Government of the United States published the extension, until 21 April 2021, of the following measure: <https://mx.usembassy.gov/travel-restrictions-fact-sheet/>. On 20 April 2021, this measure was [extended](#) until 21 May 2021. On 20 May 2021, this measure was [extended](#) until 21 June 2021.

State Party issuing measures	Hyperlinked description of measures and language of publication ⁶	Date information about measures published on governmental web pages/social media accounts	State/s Party/ies concerned by measures issued
	English ¹⁵	30-Apr-21	Republic of South Africa, Schengen Area ¹⁶ India

***Saint Kitts and Nevis:** Effective 29 May 2021, full vaccination against COVID-19 is the condition for granting entry (<https://www.stkittstourism.kn/>), contravening both, current Temporary Recommendations,¹⁷ as well as Articles 35 and 36 of the IHR.

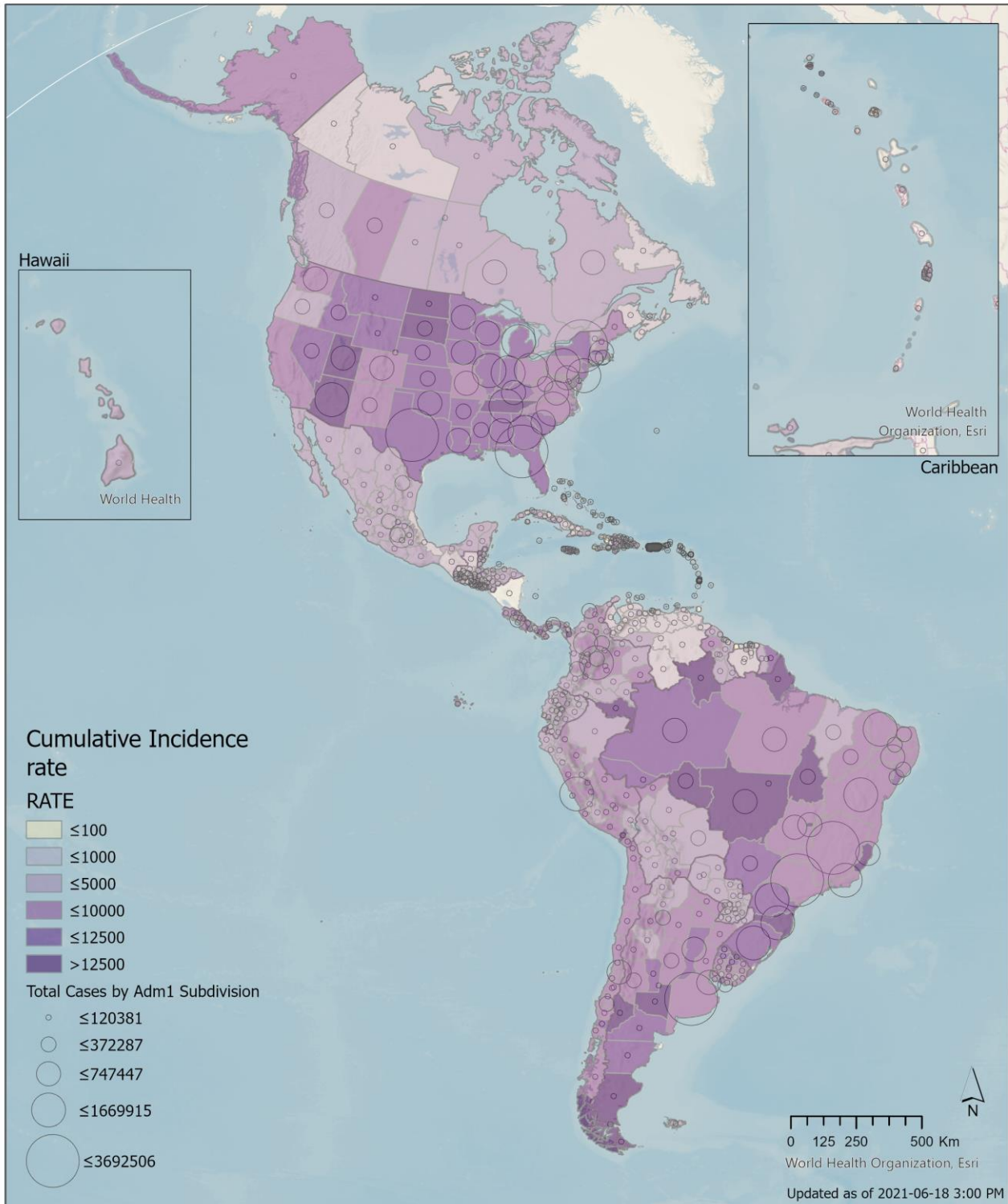
International traffic-related measures adopted by States Parties outside the Region of the Americas, including those in response to the detection of SARS-CoV-2 variants, are periodically published on the WHO secure [Event Information Site](#) (EIS), established pursuant to IHR provisions and accessible to National IHR Focal Points.

¹⁵ Reported to PAHO/WHO by the National IHR Focal Point of the United States on 3 May 2021

¹⁶ The Schengen Area includes Austria, Belgium, Czech Republic, Denmark, Estonia, Finland, France, Germany, Greece, Hungary, Iceland, Italy, Latvia, Liechtenstein, Lithuania, Luxembourg, Malta, Netherlands, Norway, Poland, Portugal, Slovakia, Slovenia, Spain, Sweden, and Switzerland

¹⁷ <https://tinyurl.com/49x5pvja>

Map 1. Reported number of cumulative COVID-19 cases in the Region of the Americas and corresponding incidence rate (per 100,000 population) by country/territory. As of 8 July 2021

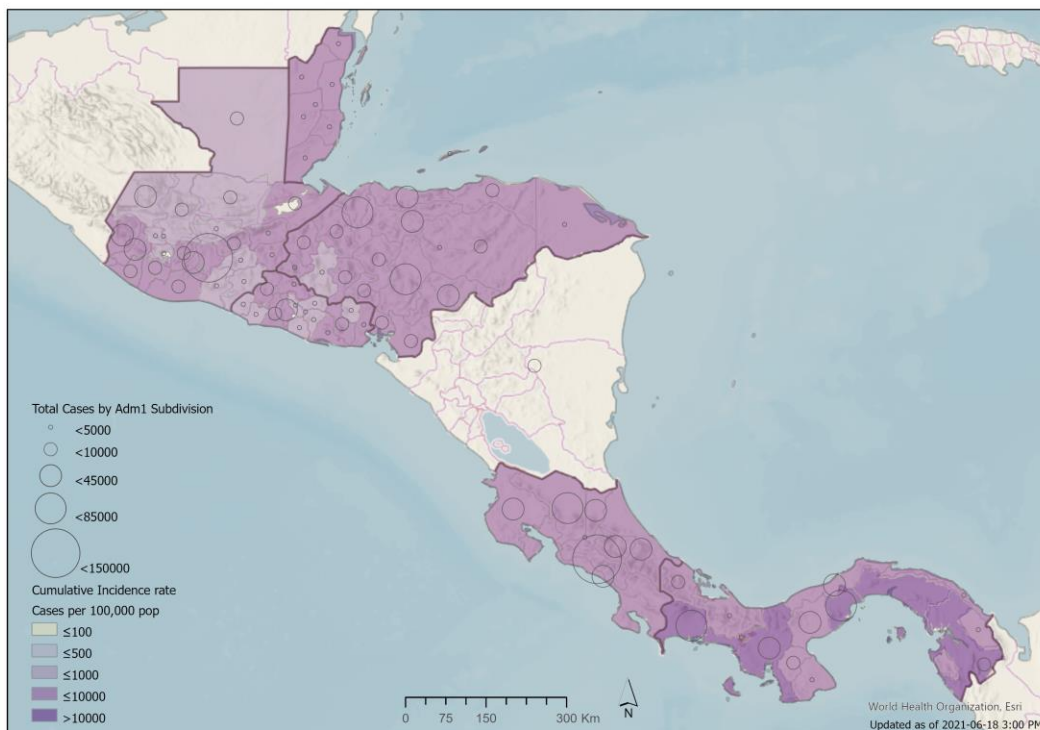


PAHO



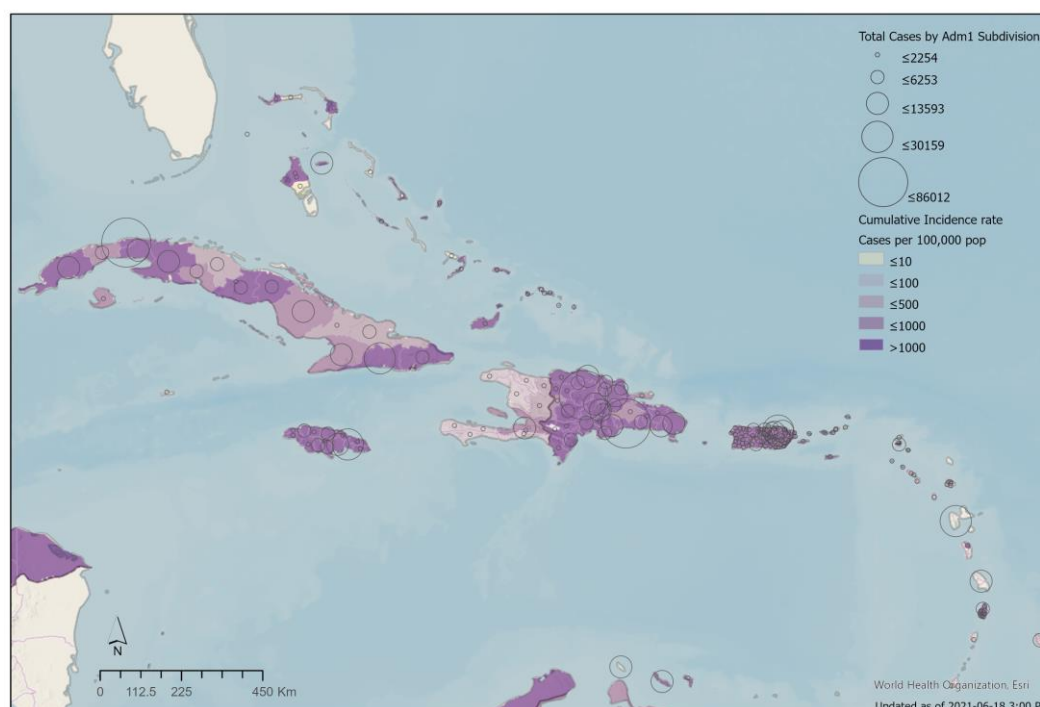
© Pan American Health Organization-World Health Organization 2020. All rights reserved. The designations employed and the presentation of the material in these maps do not imply the expression of any opinion whatsoever on the part of the Secretariat of the Pan American Health Organization concerning the legal status of any country, territory, city or area or of its authorities, or concerning the delimitation of its frontiers or boundaries. Dotted and dashed lines on maps represent approximate border lines for which there may not yet be full agreement.

Map 2. Reported number of cumulative COVID-19 cases in the Central American sub-region and corresponding incidence rate (per 100,000 population) by country/territory (sub-national level). As of 8 July 2021
























































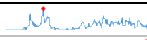

















































© Pan American Health Organization-World Health Organization 2020. All rights reserved.
 The designations employed and the presentation of the material in these maps do not imply the expression of any opinion whatsoever on the part of the Secretariat of the Pan American Health Organization concerning the legal status of any country, territory, city or area or of its authorities, or concerning the delimitation of its frontiers or boundaries. Dotted and dashed lines on maps represent approximate border lines for which there may not yet be full agreement.

Map 3. Reported number of cumulative COVID-19 cases in the Caribbean sub-region and corresponding incidence rate (per 100,000 population) by country/territory (sub-national level). As of 8 July 2021



© Pan American Health Organization-World Health Organization 2020. All rights reserved.
 The designations employed and the presentation of the material in these maps do not imply the expression of any opinion whatsoever on the part of the Secretariat of the Pan American Health Organization concerning the legal status of any country, territory, city or area or of its authorities, or concerning the delimitation of its frontiers or boundaries. Dotted and dashed lines on maps represent approximate border lines for which there may not yet be full agreement.

Sub-Region	Country/Territory	Cases			Deaths			Transmission Type
		7 Day MA* Trend	Cummulative	7day % change	7 Day MA* Trend	Cummulative	7day % change	
North America	Canada		1,406,253	-26%		26,012	-39%	Community transmission
	Mexico		2,467,643	18%		230,792	0%	Community transmission
	United States of America (the)		33,190,195	-26%		596,003	-33%	Community transmission
	Subtotal		37,064,091			852,807		
Central America	Belize		12,994	-17%		327	0%	Community transmission
	Costa Rica		349,026	-11%		4,459	-7%	Community transmission
	El Salvador		76,495	-5%		2,321	18%	Community transmission
	Guatemala		276,927	-19%		8,549	-16%	Community transmission
	Honduras		251,149	75%		6,719	0%	Community transmission
	Nicaragua		6,243	16%		189	0%	Community transmission
	Panama		391,190	13%		6,458	26%	Community transmission
Subtotal		1,364,024			29,022			
South America	Argentina		4,222,400	-14%		87,789	-5%	Community transmission
	Bolivia (the Plurinational State of)		417,195	-12%		15,924	23%	Community transmission
	Brazil		17,702,630	21%		496,004	11%	Community transmission
	Chile		1,505,001	-13%		31,259	1%	Community transmission
	Colombia		3,859,824	10%		98,156	11%	Community transmission
	Ecuador		444,395	14%		21,234	-2%	Community transmission
	Paraguay		401,243	-20%		11,294	-4%	Community transmission
	Peru		2,019,716	-8%		189,757	-23%	Community transmission
	Uruguay		348,662	-27%		5,152	-28%	Community transmission
Venezuela (Bolivarian Republic of)		256,862	-8%		2,906	36%	Community transmission	
Subtotal		31,177,928			959,475			
Caribbean and Atlantic Ocean Islands	Anguilla		109	0%				No Cases
	Antigua and Barbuda		1,263	-100%		42	0%	Clusters of cases
	Aruba		11,099	-41%		107	0%	Community transmission
	Bahamas (the)		12,295	6%		241	-20%	Clusters of cases
	Barbados		4,039	-14%		47	0%	Community transmission
	Bermuda		2,504	133%		33	0%	Sporadic cases
	Bonaire		1,603	500%		17	0%	Community transmission

Caribbean and Atlantic Ocean Islands	Cayman Islands		601	13%		2	0%	Sporadic cases
	Cuba		164,896	23%		1,132	15%	Community transmission
	Curacao		12,308	13%		123	-100%	Community transmission
	Dominica		191	100%				Sporadic cases
	Dominican Republic (the)		314,031	-11%		3,742	-22%	Community transmission
	Falkland Islands (the)		63	0%				Sporadic cases
	French Guiana		26,450	-3%		141	-33%	Community transmission
	Grenada		161	0%		1	0%	No Cases
	Guadeloupe		17,288	-23%		265	0%	Community transmission
	Guyana		18,658	-20%		438	0%	Community transmission
	Haiti		17,048	50%		369	10%	Community transmission
	Jamaica		49,564	13%		1,028	27%	Community transmission
	Martinique		12,130	-14%		99	0%	Community transmission
	Montserrat		20	0%		1	0%	No cases
	Puerto Rico		139,582	-14%		2,539	-29%	Community transmission
	Saba		7	0%				No cases
	Saint Barthelemy		1,032	-50%		1	0%	Clusters of cases
	Saint Kitts and Nevis		279	290%		1	0%	Community transmission
	Saint Lucia		5,188	-52%		80	0%	Community transmission
	Saint Martin		2,228	11%		25	-57%	Community transmission
	Saint Pierre and Grenadines		26	0%				Sporadic cases
	Saint Vincent and the Grenadines		2,183	128%		12	0%	Community transmission
	Sint Eustatius		20	0%				No cases
	Sint Maarten		2,561	-21%		32	-67%	Community transmission
	Suriname		19,361	-3%		436	-12%	Community transmission
	Trinidad and Tobago		29,956	-15%		699	-26%	Community transmission
	Turks and Caicos		2,423	0%		18	-100%	Clusters of cases
	Virgin Islands (UK)		295	-100%		1	0%	Clusters of cases
Virgin Islands (US)		3,752	-29%		30	0%	Community transmission	
Subtotal		875,214			11,702			
Total		70,481,257			1,853,006			

* 7 Day Moving Average

Legend

>50% increase
10% to 50% increase
10 to -10% change
10% to 50% decrease
>50% decrease

Table notes on the next page

NOTES: Case and death counts may include both confirmed and probable classifications depending on the reporting Member State.

- Antibody tests, including rapid diagnostic tests (RDTs) based on antibody detection, are not recommended for use by PAHO/WHO in clinical diagnosis. Antigen-detecting RDTs may be used following the WHO 11 September 2020 Guidance, available at: <https://bit.ly/2FxK2fs>
- Data is updated on a weekly basis for Guadeloupe, Martinique, Nicaragua, Saint Barthelemy, Saint Martin, and Saint Pierre and Miquelon.
- As of 11 November 2020, the previously aggregated Bonaire, Saba and Sint Eustatius are now being presented separately in the table.
- *A dispute exists between the Governments of Argentina and the United Kingdom of Great Britain and Northern Ireland concerning sovereignty over the Falkland Islands (the) (Malvinas)

Argentina: On 14 March 2021, due to daylight savings time observed in Eastern Standard Time zone, the Argentina data is no longer published by 3:00PM EST same day and is henceforth included in the following day table. Between 22 February and 14 March 2021, the data had corresponded to the same date.

Bahamas: According to the latest Bahamas Ministry of Health (MoH) publication, there are a total of 28 additional deaths under investigation, available at: <https://bit.ly/3wh84Aq>

Ecuador: According to a 6 September Ecuador Ministry of Public Health press release, only cases confirmed by RT-PCR will be reported; previously, cases who tested positive by either RT-PCR or RDTs were reported, resulting in the exclusion of 8,956 cases. Available at: <https://bit.ly/3h2EWEA>

El Salvador: Cumulative cases and deaths as published by the Government of El Salvador: <https://covid19.gob.sv/>. The government presents a retroactively adjusted epidemiological curve of daily cases on the same dashboard.

Guadeloupe: Deaths are aggregated for Guadeloupe, Saint Martin and Saint Barthelemy in Santé Publique France weekly publications; death counts for Guadeloupe are calculated subtracting deaths in Saint Martin and Saint Barthelemy. Available at: <https://bit.ly/39UMysd>

Jamaica: According to the latest Jamaica Ministry of Health and Wellness press release, there are a total of 128 additional deaths under investigation, available at: <https://bit.ly/3qAwlJo>

Mexico: On 1 June 2021, the Mexico Ministry of Health reported 4,272 deaths in 24 hours. Of these, 3,924 were reported in 2020 and the remaining were reported in 2021. Available at: <https://bit.ly/3pfdMA8>

Nicaragua: Please note there are discrepancies with the data published by the Citizen's Observatory COVID-19 Nicaragua as of 9 June 2021. Available at: <https://bit.ly/3pw7ZVR>

Peru: Aggregated case total as reported by the Peru MoH; latest disaggregated data available is 603,069 by RT-PCR + 488,631 by antigen tests + 928,016 by other RDTs. Antibody tests, including RDTs based on antibody detection, are not recommended for use by PAHO/WHO in clinical diagnosis. Antigen-detecting RDTs may be used following the WHO 11 September 2020 Guidance, available at: <https://bit.ly/3fjVKTM>. On 31 May 2021, the Government of Peru announced that, after revision, the death toll was 180,764 deaths as of 22 May 2021, available at: <https://bit.ly/3fyGj8V>. The number of cumulative deaths reported prior to the revision, on 30 May, was 69,342, available at: <https://bit.ly/3pkar2U>

Puerto Rico: Aggregated case total as reported by the Puerto Rico Department of Health (DoH); 122,686 were positive by RT-PCR and 16,896 were positive by antigen tests; previously, cases who tested positive by either RT-PCR or serological RDTs were reported, resulting in the exclusion of 33,965 cases. Available at: <https://bit.ly/2VvjksQ>

United States of America: Case and death counts include both confirmed and probable classifications, as published on the U.S. Centers for Disease Control and Prevention (US CDC) website on 18-June. Excludes American Samoa, Federated States of Micronesia, Guam, Commonwealth of the Northern Marianas, Puerto Rico, Palau, Republic of Marshall Islands and the

United States Virgin Islands. Case and death counts may differ from other US CDC data sources because these are provisional counts which are subject to change, including updates to data reported previously, adjustments can occur. Sources: <https://bit.ly/2RSpap5> and <https://bit.ly/2RVI2n6>

Uruguay: According to the latest Uruguay Ministry of Public Health report, the total notes 17 positive cases reported in the last 24 hours were excluded from the total. Available at: <https://bit.ly/2SHXaVG>

DATA ADJUSTMENTS: Differences in the total number of cases and/or deaths and respective % increases reflect the following adjustment(s):

Bahamas: The Bahamas MoH retrospectively released data for 16 June 2021, indicating 12,295 cases, including 241 deaths, this has been retrospectively adjusted in the Americas 17 June 2021 table. Report is available at: <https://bit.ly/3iO9a2N>

Haiti: Haiti MoH retrospectively released data for 13-14 June 2021, indicating 16,966 and 17,048 cases, including 365 and 369 deaths respectively, this has been retrospectively adjusted in the Americas 16-17 June 2021 tables. Reports are available at: <https://bit.ly/3zzHSTz> and <https://bit.ly/35EmdvC>