

Region of the Americas Update

Last 24 hours *

- 198,518** Additional cases
- 4,735** Additional deaths
- 0.28%** Relative increase in cases
- 0.25%** Relative increase in deaths
- 37** Countries/territories reporting new cases
- 27** Countries/territories reporting new deaths

Highest numbers of cases & deaths in the last 24 hrs.

Cases (≥ 1,000)

Brazil	73,602
Colombia	32,997
Argentina	24,463
United States	15,239
Chile	5,599
Mexico	5,340
Peru	3,737
Ecuador	2,751
Cuba	2,464
Bolivia	2,430
Guatemala	2,273
Paraguay	1,842

Deaths (≥ 100)

Brazil	2,032
Colombia	689
Argentina	452
United States	416
Mexico	221
Chile	215
Peru	213

Region of the Americas

71,633,390 cases

1,883,147 deaths

56

countries/areas/territories affected.

Global

179,869,762 cases

3,903,961 deaths

236

countries/areas/territories affected.

Total cases, deaths & CFR (%) among PAHO countries/territories with ≥ 130,000 cumulative cases.

Country/Territory	Cases	Deaths	CFR (%)
United States of America	33,273,007	598,143	1.8%
Brazil	18,243,483	509,141	2.8%
Argentina	4,350,564	91,438	2.1%
Colombia	4,060,013	102,636	2.5%
Mexico	2,493,087	232,068	9.3%
Peru	2,040,186	191,286	9.4%
Chile	1,537,471	32,012	2.1%
Canada	1,411,634	26,192	1.9%
Ecuador	452,234	21,433	4.7%
Bolivia	429,178	16,414	3.8%
Paraguay	413,457	12,086	2.9%
Panama	397,727	6,500	1.6%
Uruguay	361,994	5,413	1.5%
Costa Rica	359,266	4,581	1.3%
Dominican Republic	321,073	3,789	1.2%
Guatemala	288,981	8,960	3.1%
Venezuela	265,642	3,023	1.1%
Honduras	256,818	6,879	2.7%
Cuba	177,253	1,219	0.7%
Puerto Rico	139,871	2,545	1.8%

COVID-19 – Highlights

The [United States CDC released the Surveillance and Investigations in Workplaces report](#). The workplace, “uncovered contacts not previously elicited and cases not previously linked to the workplace, demonstrating the importance of conducting workplace investigations in addition to routine case interviews to limit the potential workplace spread of COVID-19. “The investigations were done in Seattle and King County in Washington state. Workplace outbreaks were primarily identified during case interviews rather than through self-reporting by employees or businesses, demonstrating the importance of conducting workplace investigations in addition to case interviews.

The [Peru regional government of San Martin has reached 33 indigenous communities](#) in the region and administered the first dose of the Sinopharm COVID-19 vaccine. As of today, 3169 people from 33 indigenous communities have been vaccinated. The goal of the regional government is to reach 49 communities.

Information current as of 25 June 2021, 15h00 EST – Highlighted in grey: Updates with respect to the information published on 18 June 2021

Based on viral genomic sequencing, on 14 December 2020, the authorities of the United Kingdom reported to WHO a SARS-CoV-2 variant known as Alpha; on 18 December 2020, the authorities of the Republic of South Africa reported to WHO a SARS-CoV-2 variant known as Beta; and, on 13 January 2021, the authorities of Brazil reported to WHO a SARS-CoV-2 variant known as Gamma. SARS-CoV-2 variants Alpha, Beta, and Gamma are defined as Variants of Concern (VOC), together with variant Delta, identified in India in October 2020.¹

Starting on 18 December 2020, WHO shared that information with authorities across the globe about SARS-CoV-2 VOC and Variants of Interest (VOI), through dedicated channels established under the International Health Regulations (IHR), as well with the public through the WHO web site.^{2,3,4}

International traffic-related measures adopted by States Parties in the Americas in response to the detection of SARS-CoV-2 variants

The table below summarizes international traffic-related measures adopted by States Parties to the IHR in the Region of the Americas in response to the detection of SARS-CoV-2 variants. Measures adopted are consistent with current Temporary Recommendations,⁵ issued by the Director-General of WHO in the context of the Public Health Emergency of International Concern (PHEIC), determined on 30 January 2020 according to IHR provisions.

State Party issuing measures	Hyperlinked description of measures and language of publication ⁶	Date information about measures published on governmental web pages/social media accounts	State/s Party/ies concerned by measures issued
Antigua and Barbuda	English	01-Jun-21	Brazil, India, Republic of South Africa
Argentina	Spanish Spanish	20-Dec-20 25-Mar-21	United Kingdom Brazil, Chile, Mexico, United Kingdom
Barbados	English	26-Apr-21	Brazil, India, Republic of South Africa
Belize	English	25-Jun-21 (?)	Bangladesh, India
Bermuda, Overseas Territory of the United Kingdom	English	26-Apr-21	Brazil, India, Republic of South Africa
Bolivia	Spanish Spanish	22-Dec-20 06-Jan-21 15-Feb-21 17-Mar-21 01-Apr-21	All European countries Extension Brazil
Brazil	Portuguese Portuguese Portuguese	25-Dec-20 25-Jan-21 14-May-21	United Kingdom Republic of South Africa, United Kingdom Extension, and inclusion of India
Canada ⁷	English	19-Feb-21	All countries

¹ <https://www.who.int/en/activities/tracking-SARS-CoV-2-variants/>

² <https://www.who.int/csr/don/21-december-2020-sars-cov2-variant-united-kingdom/en/>

³ <https://www.who.int/csr/don/31-december-2020-sars-cov2-variants/en/>

⁴ Coronavirus disease (COVID-19) Weekly Epidemiological Update and Weekly Operational Update:

<https://www.who.int/emergencies/diseases/novel-coronavirus-2019/situation-reports>

⁵ <https://tinyurl.com/49x5pvja>

⁷ ~~Also reported to PAHO/WHO by the National IHR Focal Point of Canada. On 19 February 2021, the National IHR Focal Point of Canada also reported to PAHO/WHO the following extensions of international traffic-related measures: [Order in Council 2021-0075](#); [Order in Council 2021-0076](#); [Order in Council 2021-0077](#). On 2 March 2021, the National IHR Focal Point of Canada also reported to PAHO/WHO the following extensions of international traffic-related measures: [Interim Order No. 3 Restricting Pleasure Craft Navigation Due to COVID-19](#); [Interim Order No. 5 Respecting Passenger Vessel Restrictions Due to the Coronavirus Disease 2019 \(COVID-19\)](#). On 22 March 2021, the National IHR Focal Point of Canada also reported to PAHO/WHO the following extensions of international traffic-related measures: [Order in Council 2021-0173](#); [Order in Council 2021-0174](#). On 21 April 2021, the National IHR Focal Point of Canada also reported to PAHO/WHO the following extensions of international traffic-related measures: [Order in Council 2021-0313](#); [Order in Council 2021-0314](#); [Order in Council 2021-0315](#). On 21 May 2021, the National IHR Focal Point of Canada also reported to PAHO/WHO the following extensions of international traffic-related measures: [Border measures prohibiting foreign nationals from entering Canada from the United States](#); [Border measures prohibiting foreign nationals from entering Canada from any country other than the United States](#); and~~

State Party issuing measures	Hyperlinked description of measures and language of publication ⁶	Date information about measures published on governmental web pages/social media accounts	State/s Party/ies concerned by measures issued
	English⁸ English ⁹	22-Apr-21 21-Jun-21	India, Pakistan Extension¹⁰ India
Chile	Spanish Spanish	20-Dec-20 01-Apr-21 26-Apr-21	United Kingdom All countries Extension
Dominican Republic	Spanish	15-Jun-21	Brazil, India, Republic of South Africa, United Kingdom
Ecuador	Spanish	06-Apr-21	Brazil
Guatemala	Spanish	16-Apr-21 24-May-21	Brazil, Republic of South Africa, United Kingdom Amendment
Honduras	Spanish Spanish	20-Mar-21 11-Jun-21	Republic of South Africa, United Kingdom, South America Republic of South Africa, United Kingdom,
Jamaica	English	03-Apr-21 05-May-21 ¹¹	Argentina, Brazil, Chile, Colombia, Paraguay, Peru, United Kingdom Extension - Inclusion of India, Trinidad and Tobago, and exclusion of United Kingdom
Panama	Spanish Spanish Spanish	21-Dec-20 29-Mar-21 29-Apr-21	Republic of South Africa, United Kingdom South America Extensions and modifications of all the above
Peru	Spanish Spanish ⁸ Spanish Spanish	21-Dec-20 15-Jan-21 27-Jan-21 15-Mar-21 20-Apr-21	All countries Europe, Republic of South Africa (Complements and extensions) Brazil, Republic of South Africa, United Kingdom Extension

~~Quarantine, Isolation and Other Obligations~~: On 21 June 2021, the National IHR Focal Point of Canada also reported to PAHO/WHO the extensions of international traffic-related measures above (which will no longer appear on these weekly accounts) and the introduction on additional ones, available at <https://www.canada.ca/en/immigration-refugees-citizenship/services/coronavirus-covid19/travel-restrictions-exemptions.html>

~~⁸ Also reported to PAHO/WHO by the National IHR Focal Point of Canada~~

⁹ Also reported to PAHO/WHO by the National IHR Focal Point of Canada

~~¹⁰ Also reported to PAHO/WHO by the National IHR Focal Point of Canada~~

¹¹ Rationale underpinning measures adopted provided by the National IHR Focal Point of Jamaica on 20 May 2021

~~¹² Also reported to PAHO/WHO by the Ministry of Health of Peru~~

State Party issuing measures	Hyperlinked description of measures and language of publication ⁶	Date information about measures published on governmental web pages/social media accounts	State/s Party/ies concerned by measures issued
	Spanish	18-Jun-21	Brazil, India, Republic of South Africa,
Saint Kitts and Nevis*	English	9-Jun-21	Brazil, India, Republic of South Africa, United Kingdom
Saint Vincent and the Grenadines	English	23-Feb-21	Brazil, Republic of South Africa
Trinidad and Tobago	English	21-Dec-20	United Kingdom
United States ^{13,14}	English	24-Dec-20	United Kingdom
	English	12-Jan-21	All countries
	English	25-Jan-21	Brazil, United Kingdom, Republic of Ireland, Republic of South Africa, Schengen Area ¹⁶
	English ¹⁵	30-Apr-21	India

***Saint Kitts and Nevis:** Effective 29 May 2021, full vaccination against COVID-19 is the condition for granting entry (<https://www.stkittstourism.kn/>), contravening both, current Temporary Recommendations,¹⁷ as well as Articles 35 and 36 of the IHR.

International traffic-related measures adopted by States Parties outside the Region of the Americas, including those in response to the detection of SARS-CoV-2 variants, are periodically published on the WHO secure [Event Information Site](#) (EIS), established pursuant to IHR provisions and accessible to National IHR Focal Points.

*Numbers may vary due to differences in reporting times.

¹³ Also reported to PAHO/WHO by the National IHR Focal Point of the United States

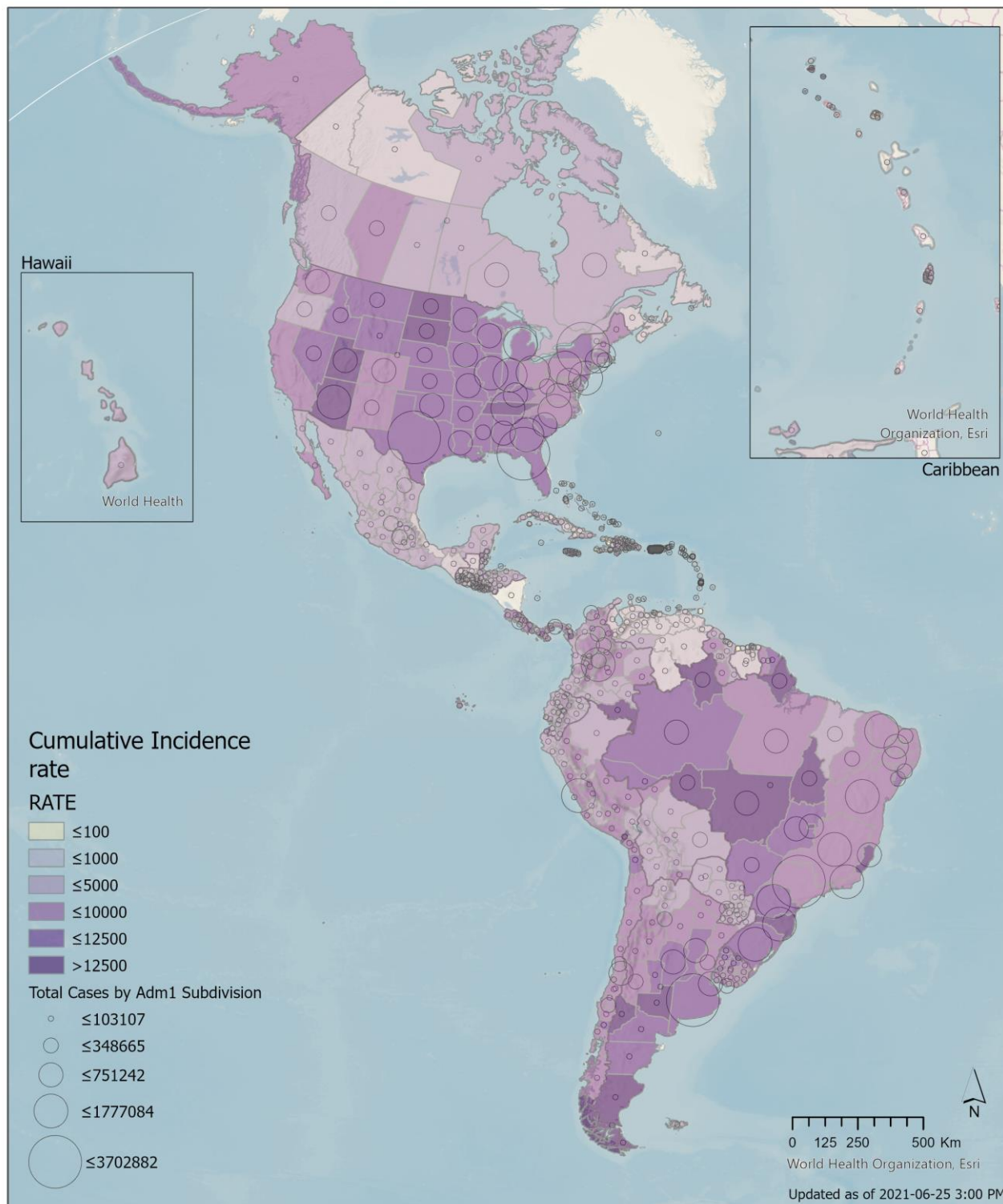
¹⁴ ~~On 18 March 2021, the Government of the United States published the extension, until 21 April 2021, of the following measure: <https://mx.usembassy.gov/travel-restrictions-fact-sheet/>. On 20 April 2021, this measure was extended until 21 May 2021. On 20 May 2021, this measure was extended until 21 June 2021. On 20 May 2021, this measure was extended until 21 June 2021. On 21 June 2021, the Government of the United States extended the international traffic-related measures above (which will no longer appear on these weekly accounts), available at: <https://ca.usembassy.gov/covid-19-information-canada-3/>, and <https://mx.usembassy.gov/travel-restrictions-fact-sheet/>~~

¹⁵ Reported to PAHO/WHO by the National IHR Focal Point of the United States on 3 May 2021

¹⁶ The Schengen Area includes Austria, Belgium, Czech Republic, Denmark, Estonia, Finland, France, Germany, Greece, Hungary, Iceland, Italy, Latvia, Liechtenstein, Lithuania, Luxembourg, Malta, Netherlands, Norway, Poland, Portugal, Slovakia, Slovenia, Spain, Sweden, and Switzerland

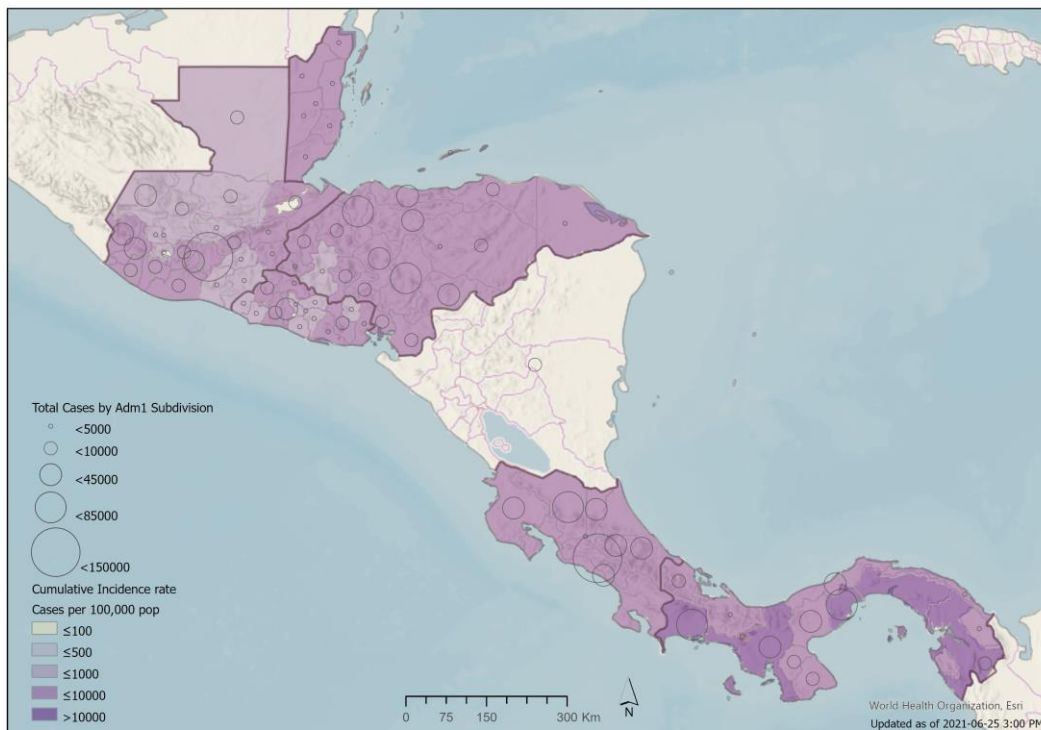
¹⁷ <https://tinyurl.com/49x5pvja>

Map 1. Reported number of cumulative COVID-19 cases in the Region of the Americas and corresponding incidence rate (per 100,000 population) by country/territory. As of 25 June 2021



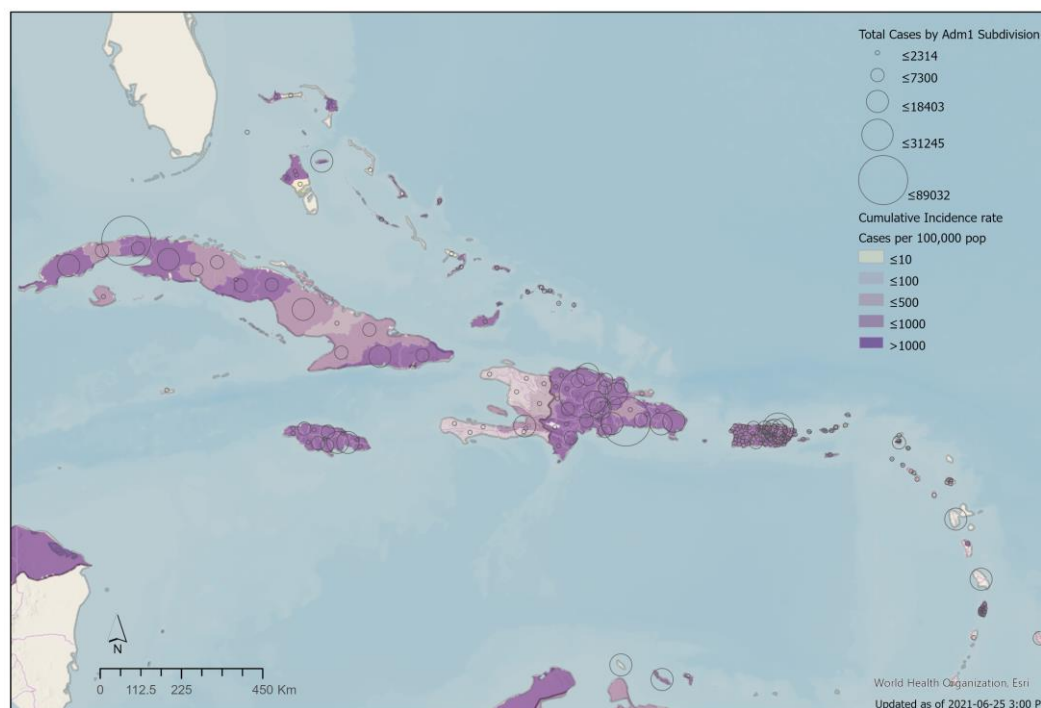
© Pan American Health Organization-World Health Organization 2020. All rights reserved. The designations employed and the presentation of the material in these maps do not imply the expression of any opinion whatsoever on the part of the Secretariat of the Pan American Health Organization concerning the legal status of any country, territory, city or area or of its authorities, or concerning the delimitation of its frontiers or boundaries. Dotted and dashed lines on maps represent approximate border lines for which there may not yet be full agreement.

Map 2. Reported number of cumulative COVID-19 cases in the Central American sub-region and corresponding incidence rate (per 100,000 population) by country/territory (sub-national level). As of 25 June 2021



© Pan American Health Organization-World Health Organization 2020. All rights reserved.
The designations employed and the presentation of the material in these maps do not imply the expression of any opinion whatsoever on the part of the Secretariat of the Pan American Health Organization concerning the legal status of any country, territory, city or area or of its authorities, or concerning the delimitation of its frontiers or boundaries. Dotted and dashed lines on maps represent approximate border lines for which there may not yet be full agreement.






















































Map 3. Reported number of cumulative COVID-19 cases in the Caribbean sub-region and corresponding incidence rate (per 100,000 population) by country/territory (sub-national level). As of 25 June 2021






































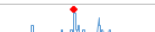















© Pan American Health Organization-World Health Organization 2020. All rights reserved.
The designations employed and the presentation of the material in these maps do not imply the expression of any opinion whatsoever on the part of the Secretariat of the Pan American Health Organization concerning the legal status of any country, territory, city or area or of its authorities, or concerning the delimitation of its frontiers or boundaries. Dotted and dashed lines on maps represent approximate border lines for which there may not yet be full agreement.

COVID-19 situation reported by countries and territories in the Americas, as of 25 June 2021

Updated as of 3 PM

Sub-Region	Country/Territory	Cases			Deaths			Transmission Type
		7 Day MA* Trend	Cummulative	7day % change	7 Day MA* Trend	Cummulative	7day % change	
North America	Canada		1,411,634	-33%		26,192	29%	Community transmission
	Mexico		2,493,087	15%		232,068	5%	Community transmission
	United States of America (the)		33,273,007	1%		598,143	1%	Community transmission
	Subtotal		37,177,728			856,403		
Central America	Belize		13,104	57%		329	0%	Community transmission
	Costa Rica		359,266	-7%		4,581	-24%	Community transmission
	El Salvador		77,484	-14%		2,356	6%	Community transmission
	Guatemala		288,981	58%		8,960	209%	Community transmission
	Honduras		256,818	-17%		6,879	5%	Community transmission
	Nicaragua		6,402	1%		190	0%	Community transmission
	Panama		397,727	12%		6,500	8%	Community transmission
	Subtotal		1,399,782			29,795		
South America	Argentina		4,350,564	-18%		91,438	-5%	Community transmission
	Bolivia (the Plurinational State of)		429,178	-30%		16,414	-19%	Community transmission
	Brazil		18,243,483	10%		509,141	-6%	Community transmission
	Chile		1,537,471	-25%		32,012	-4%	Community transmission
	Colombia		4,060,013	3%		102,636	9%	Community transmission
	Ecuador		452,234	8%		21,433	-16%	Community transmission
	Paraguay		413,457	-25%		12,086	-10%	Community transmission
	Peru		2,040,186	-16%		191,286	-20%	Community transmission
	Uruguay		361,994	-28%		5,413	-10%	Community transmission
	Venezuela (Bolivarian Republic of)		265,642	-3%		3,023	-6%	Community transmission
Subtotal		32,154,222			984,882			
Caribbean and Atlantic Ocean Islands	Anguilla		109	0%				No Cases
	Antigua and Barbuda		1,263	0%		42	0%	Clusters of cases
	Aruba		11,125	-13%		107	0%	Community transmission
	Bahamas (the)		12,467	-25%		245	0%	Clusters of cases
	Barbados		4,066	350%		47	0%	Community transmission
	Bermuda		2,504	-100%		33	0%	Imported/Sporadic cases
	Bonaire		1,609	-50%		17	0%	Community transmission

Caribbean and Atlantic Ocean Islands	Cayman Islands		609	-11%		2	0%	Imported/Sporadic cases
	Cuba		177,253	23%		1,219	16%	Community transmission
	Curacao		12,327	12%		126	0%	Community transmission
	Dominica		192	-50%				Imported/Sporadic cases
	Dominican Republic (the)		321,073	-4%		3,789	12%	Community transmission
	Falkland Islands (the)		60	0%				No Cases
	French Guiana		27,175	-23%		142	-88%	Community transmission
	Grenada		161	0%		1	0%	No Cases
	Guadeloupe		17,427	-23%		266	-80%	Community transmission
	Guyana		19,565	59%		458	5%	Community transmission
	Haiti		18,073	-28%		404	15%	Community transmission
	Jamaica		49,909	-12%		1,051	-39%	Community transmission
	Martinique		12,199	-1%		99	-100%	Community transmission
	Montserrat		20	0%		1	0%	No cases
	Puerto Rico		139,871	-12%		2,545	-40%	Community transmission
	Saba		7	0%				No cases
	Saint Barthelemy		1,040	167%		1	0%	Clusters of cases
	Saint Kitts and Nevis		425	-9%		3	100%	Community transmission
	Saint Lucia		5,250	121%		84	0%	Community transmission
	Saint Martin		2,314	-25%		26	-67%	Community transmission
	Saint Pierre and Miquelon		26	-100%				Imported/Sporadic cases
	Saint Vincent and the Grenadines		2,216	-60%		12	0%	Community transmission
	Sint Eustatius		20	0%				No cases
	Sint Maarten		2,594	-34%		33	0%	Community transmission
	Suriname		20,723	-25%		490	4%	Community transmission
	Trinidad and Tobago		31,429	-31%		775	10%	Community transmission
	Turks and Caicos		2,424	-50%		18	0%	Clusters of cases
Virgin Islands (UK)		298	0%		1	0%	Clusters of cases	
Virgin Islands (US)		3,835	4%		30	-100%	Community transmission	
Subtotal		901,658			12,067			
Total		71,633,390			1,883,147			

* 7 Day Moving Average

Legend

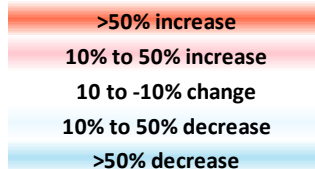


Table notes on the next page

NOTES: Case and death counts may include both confirmed and probable classifications depending on the reporting Member State.

- Antibody tests, including rapid diagnostic tests (RDTs) based on antibody detection, are not recommended for use by PAHO/WHO in clinical diagnosis. Antigen-detecting RDTs may be used following the WHO 11 September 2020 Guidance, available at: <https://bit.ly/2FkK2fs>
- Data is updated on a weekly basis for Guadeloupe, Martinique, Nicaragua, Saint Barthelemy, Saint Martin, and Saint Pierre and Miquelon.
- As of 11 November 2020, the previously aggregated Bonaire, Saba and Sint Eustatius are now being presented separately in the table.
- *A dispute exists between the Governments of Argentina and the United Kingdom of Great Britain and Northern Ireland concerning sovereignty over the Falkland Islands (the) (Malvinas)

Argentina: On 14 March 2021, due to daylight savings time observed in Eastern Standard Time zone, the Argentina data is no longer published by 3:00PM EST same day and is henceforth included in the following day table. Between 22 February and 14 March 2021, the data had corresponded to the same date.

Bahamas: According to the latest Bahamas Ministry of Health (MoH) publication, there are a total of 29 additional deaths under investigation, available at: <https://bit.ly/3wh84Aq>.

Ecuador: According to a 6 September Ecuador Ministry of Public Health press release, only cases confirmed by RT-PCR will be reported; previously, cases who tested positive by either RT-PCR or RDTs were reported, resulting in the exclusion of 8,956 cases. Available at: <https://bit.ly/3h2EWEA>.

El Salvador: Cumulative cases and deaths as published by the Government of El Salvador: <https://covid19.gob.sv/>. The government presents a retroactively adjusted epidemiological curve of daily cases on the same dashboard.

Guadeloupe: Deaths are aggregated for Guadeloupe, Saint Martin and Saint Barthelemy in Sante Publique France weekly publications; death counts for Guadeloupe are calculated subtracting deaths in Saint Martin and Saint Barthelemy. Available at: <https://bit.ly/39UMysd>.

Jamaica: According to the latest Jamaica Ministry of Health and Wellness press release, there are a total of 122 additional deaths under investigation, available at: <https://bit.ly/3qAwlJo>.

Mexico: On 1 June 2021, the Mexico Ministry of Health reported 4,272 deaths in 24 hours. Of these, 3,924 were reported in 2020 and the remaining were reported in 2021. Available at: <https://bit.ly/3pfdMA8>.

Nicaragua: Please note there are discrepancies with the data published by the Citizen's Observatory COVID-19 Nicaragua as of 18 June 2021. Available at: <https://bit.ly/3pw7ZVR>.

Peru: Aggregated case total as reported by the Peru MoH; latest disaggregated data available is 606,562 by RT-PCR + 497,418 by antigen tests + 929,626 by other RDTs. Antibody tests, including RDTs based on antibody detection, are not recommended for use by PAHO/WHO in clinical diagnosis. Antigen-detecting RDTs may be used following the WHO 11 September 2020 Guidance, available at: <https://bit.ly/3fjVKTM>. On 31 May 2021, the Government of Peru announced that, after revision, the death toll was 180,764 deaths as of 22 May 2021, available at: <https://bit.ly/3fYGi8V>. The number of cumulative deaths reported prior to the revision, on 30 May, was 69,342, available at: <https://bit.ly/3pkar2U>.

Puerto Rico: Aggregated case total as reported by the Puerto Rico Department of Health (DoH); 122,878 were positive by RT-PCR and 16,993 were positive by antigen tests; previously, cases who tested positive by either RT-PCR or serological RDTs were reported, resulting in the exclusion of 33,965 cases. Available at: <https://bit.ly/2VvjksQ>.

United States of America: Case and death counts include both confirmed and probable classifications, as published on the U.S. Centers for Disease Control and Prevention (US CDC) website on 25-June. Excludes American Samoa, Federated States of Micronesia, Guam, Commonwealth of the Northern Marianas, Puerto Rico, Palau, Republic of Marshall Islands and the

United States Virgin Islands. Case and death counts may differ from other US CDC data sources because these are provisional counts which are subject to change, including updates to data reported previously, adjustments can occur. Sources: <https://bit.ly/2RSpap5> and <https://bit.ly/2RVl2n6>.

Uruguay: According to the latest Uruguay Ministry of Public Health report, the total notes 23 positive cases reported in the last 24 hours were excluded from the total. Available at: <https://bit.ly/3wWNrK1>.

DATA ADJUSTMENTS: Differences in the total number of cases and/or deaths and respective % increases reflect the following adjustment(s):

The Bahamas: The Bahamas MoH data for 23 June 2021, indicates 12,467 cases including 245 deaths; this has been retrospectively adjusted in the Americas 24 June 2021 table. Report is available at: <https://bit.ly/2U1K6Lp>.

Haiti: Haiti MoH data for 21 June 2021, indicates 18,073 cases including 404 deaths; this has been retrospectively adjusted in the Americas 24 June 2021 table. Report are available at: <https://bit.ly/3w2VluY>.