

## Region of the Americas Update

3 PM WDC. 7 May 2021

### Last 24 hours \*

<b>205,327</b>	Additional cases
<b>5,063</b>	Additional deaths
<b>0.33%</b>	Relative increase in cases
<b>0.33%</b>	Relative increase in deaths
<b>41</b>	Countries/territories reporting new cases
<b>27</b>	Countries/territories reporting new deaths

### Highest numbers of cases & deaths in the last 24 hours \*

#### Cases (≥ 1,000)

Brazil	<b>73,380</b>
United States	<b>46,599</b>
Argentina	<b>24,086</b>
Colombia	<b>16,490</b>
Peru	<b>8,214</b>
Canada	<b>7,992</b>
Chile	<b>6,530</b>
Uruguay	<b>3,582</b>
Mexico	<b>2,846</b>
Paraguay	<b>2,566</b>
Costa Rica	<b>2,559</b>
Bolivia	<b>1,783</b>

#### Deaths (≥ 100)

Brazil	<b>2,550</b>
United States	<b>796</b>
Colombia	<b>399</b>
Argentina	<b>398</b>
Peru	<b>247</b>
Mexico	<b>166</b>
Chile	<b>109</b>

### COVID-19 – Highlights

- Peru:** A medicinal oxygen generating plant was opened at the Ate Vitarte Emergency Hospital of the Ministry of Health. The plant will supply more than 30 patients simultaneously, 24 hours a day. Also put in place was 15 fully equipped isolation cubicles, which will strengthen care of COVID-19 patients in critical condition. Additional details are found here: <https://bit.ly/3eqYVP6>
- Brazil:** Until May 21, the Ministry of Health, through the Special Secretariat for Indigenous Health (SESAI), will bring vaccines to the 34 Special Indigenous Health Districts. The expansion of immunization of the indigenous population is part of the World Vaccination Week coordinated by PAHO and carefully planned so that the regions that need it most are prioritized. Read more here: <https://bit.ly/3tv8ktt>

\*Numbers may vary due to differences in reporting.

## Region of the Americas

**63,312,016** cases

**1,546,287** deaths

**56**

countries/areas/territories affected.

## Global

**155,869,795** cases

**3,255,711** deaths

**236**

countries/areas/territories affected.

**Total cases, deaths & CFR (%) among PAHO countries/territories with ≥ 60,000 cumulative cases.**

Country/Territory	Cases	Deaths	CFR (%)
United States of America	32,257,416	574,518	1.8%
Brazil	15,003,563	416,949	2.8%
Argentina	3,095,582	66,263	2.1%
Colombia	2,951,101	76,414	2.6%
Mexico	2,358,831	218,173	9.2%
Peru	1,832,671	63,223	3.4%
Canada	1,265,320	24,489	1.9%
Chile	1,235,778	27,004	2.2%
Ecuador	396,888	19,061	4.8%
Panama	366,364	6,255	1.7%
Bolivia	314,190	13,151	4.2%
Paraguay	291,540	6,883	2.4%
Dominican Republic	269,958	3,517	1.3%
Costa Rica	263,094	3,341	1.3%
Guatemala	232,439	7,677	3.3%
Honduras	217,595	5,502	2.5%
Uruguay	213,449	2,972	1.4%
Venezuela	204,057	2,244	1.1%
Puerto Rico	134,368	2,355	1.8%
Cuba	113,876	713	0.6%

**Information current as of 7 May 2021, 15h00 EST – Highlighted in grey: Updates with respect to the information published on 30 April 2021**

Based on viral genomic sequencing, on 14 December 2020, the authorities of the United Kingdom reported to WHO a SARS-CoV-2 variant known as B.1.1.7; on 18 December 2020, the authorities of the Republic of South Africa reported to WHO a SARS-CoV-2 variant known as B.1.351; and, on 13 January 2021, the authorities of Brazil reported to WHO a SARS-CoV-2 variant known as P.1. SARS-CoV-2 variants B.1.1.7, B.1.351, and P.1 are defined as Variants of Concern (VOC). In October 2020, SARS-CoV-2 variant B.1.617 was identified in India and it is defined as a SARS-CoV-2 Variant of Interest (VOI).

Starting on 18 December 2020, WHO shared that information with authorities across the globe about SARS-CoV-2 VOCs and VOI, through dedicated channels established under the International Health Regulations (IHR), as well with the public through the WHO web site.<sup>1,2,3</sup>

**International traffic-related measures adopted by States Parties in the Americas in response to the detection of SARS-CoV-2 variants**

The table below summarizes international traffic-related measures adopted by States Parties to the IHR in the Region of the Americas in response to the detection of SARS-CoV-2 variants. Measures adopted are consistent with current Temporary Recommendations,<sup>4,5</sup> issued by the Director-General of WHO in the context of the Public Health Emergency of International Concern (PHEIC), determined on 30 January 2020 according to IHR provisions.

State Party issuing measures	Hyperlinked description of measures and language of publication <sup>6</sup>	Date information about measures published on governmental web pages/social media accounts	State/s Party/ies concerned by measures issued
Argentina	<a href="#">Spanish</a> <a href="#">Spanish</a>	20-Dec-20 25-Mar-21	United Kingdom Brazil, Chile, Mexico, United Kingdom
Barbados	<a href="#">English</a>	26-Apr-21	Brazil, India, Republic of South Africa
Bermuda, Overseas Territory of the United Kingdom	<a href="#">English</a>	26-Apr-21	Brazil, India, Republic of South Africa
Bolivia	<a href="#">Spanish</a>  <a href="#">Spanish</a>	22-Dec-20 06-Jan-21 15-Feb-21 17-Mar-21 01-Apr-21	All European countries <a href="#">Extension</a>  Brazil
Brazil	<a href="#">Portuguese</a> <a href="#">Portuguese</a>	25-Dec-20 25-Jan-21	United Kingdom Republic of South Africa, United Kingdom
Canada <sup>7</sup>	<a href="#">English</a> <a href="#">English</a> <sup>8</sup>	19-Feb-21 22-Apr-21	All countries India, Pakistan
Chile	<a href="#">Spanish</a> <a href="#">Spanish</a>	20-Dec-20 01-Apr-21 26-Apr-21	United Kingdom All countries <a href="#">Extension</a>

<sup>1</sup> <https://www.who.int/csr/don/21-december-2020-sars-cov2-variant-united-kingdom/en/>

<sup>2</sup> <https://www.who.int/csr/don/31-december-2020-sars-cov2-variants/en/>

<sup>3</sup> Coronavirus disease (COVID-19) Weekly Epidemiological Update and Weekly Operational Update: <https://www.who.int/emergencies/diseases/novel-coronavirus-2019/situation-reports>

<sup>4</sup> <https://bit.ly/35QAXrZ>

<sup>5</sup> <https://bit.ly/3szhsho>

<sup>6</sup> All hyperlinks were accessed on 23 April 2021

<sup>7</sup> Also reported to PAHO/WHO by the National IHR Focal Point of Canada. On 19 February 2021, the National IHR Focal Point of Canada also reported to PAHO/WHO the following extensions of international traffic-related measures: [Order in Council 2021-0075](#); [Order in Council 2021-0076](#); [Order in Council 2021-0077](#). On 2 March 2021, the National IHR Focal Point of Canada also reported to PAHO/WHO the following extensions of international traffic-related measures: [Interim Order No. 3 Restricting Pleasure Craft Navigation Due to COVID-19](#); [Interim Order No. 5 Respecting Passenger Vessel Restrictions Due to the Coronavirus Disease 2019 \(COVID-19\)](#). On 22 March 2021, the National IHR Focal Point of Canada also reported to PAHO/WHO the following extensions of international traffic-related measures: [Order in Council 2021-0173](#); [Order in Council 2021-0174](#). On 21 April 2021, the National IHR Focal Point of Canada also reported to PAHO/WHO the following extensions of international traffic-related measures: [Order in Council 2021-0313](#); [Order in Council 2021-0314](#); [Order in Council 2021-0315](#)

<sup>8</sup> Also reported to PAHO/WHO by the National IHR Focal Point of Canada

State Party issuing measures	Hyperlinked description of measures and language of publication <sup>6</sup>	Date information about measures published on governmental web pages/social media accounts	State/s Party/ies concerned by measures issued
Colombia <sup>9</sup>	<a href="#">Spanish</a> <a href="#">Spanish</a> <a href="#">Spanish</a>	20-Dec-20 27-Jan-21 29-Mar-21	United Kingdom Brazil All countries
<del>Dominican Republic</del>	<del><a href="#">Spanish</a></del>	<del>17-Mar-21</del>	<del>United Kingdom</del>
Ecuador	<a href="#">Spanish</a>	06-Apr-21	Brazil
Guatemala	<a href="#">Spanish</a>	16-Apr-21	Brazil, Republic of South Africa, United Kingdom
Honduras	<a href="#">Spanish</a>	29-Mar-21	Republic of South Africa, United Kingdom, South America
Jamaica	<a href="#">English</a>  <a href="#">English</a>	31-Dec-20 01-Mar-21 03-Apr-21  05-05-21	United Kingdom <a href="#">Extension</a> Argentina, Brazil, Chile, Colombia, Paraguay, Peru, United Kingdom <a href="#">Extension, and inclusion of India, Trinidad and Tobago</a>
Panama	<a href="#">Spanish</a>  <a href="#">Spanish</a>	21-Dec-20  29-Mar-21	Republic of South Africa, United Kingdom South America
Peru	<a href="#">Spanish</a> <a href="#">Spanish</a> <sup>10</sup> <a href="#">Spanish</a>  <a href="#">Spanish</a>	31-Dec-20 15-Jan-21 27-Jan-21  15-Mar-21	All countries Europe, Republic of South Africa (Complements and extensions) Brazil, Republic of South Africa, United Kingdom
Saint Kitts and Nevis	English	9-Feb-21 ( <a href="#">video</a> ) <del>23-Mar-2021</del> 05-May-2021	Brazil, Republic of South Africa, United Kingdom <a href="#">Extension</a> <a href="#">Extension, and inclusion of India</a>
Saint Vincent and the Grenadines	<a href="#">English</a>	23-Feb-21	Brazil, Republic of South Africa
Trinidad and Tobago	<a href="#">English</a>	21-Dec-20	United Kingdom
United States <sup>11,12</sup>	<a href="#">English</a> <a href="#">English</a> <a href="#">English</a>  <a href="#">English</a> <sup>13</sup>	24-Dec-20 12-Jan-21 25-Jan-21  30-Apr-21	United Kingdom All countries Brazil, United Kingdom, Republic of Ireland, Republic of South Africa, Schengen Area <sup>14</sup> India

**International traffic-related measures adopted by States Parties outside the Region of the Americas**, including those in response to the detection of SARS-CoV-2 variants, are periodically published on the WHO secure [Event Information Site](#) (EIS), established pursuant to IHR provisions and accessible to National IHR Focal Points.

<sup>9</sup> Also reported to PAHO/WHO by the National IHR Focal Point of Colombia

<sup>10</sup> Also reported to PAHO/WHO by the Ministry of Health of Peru

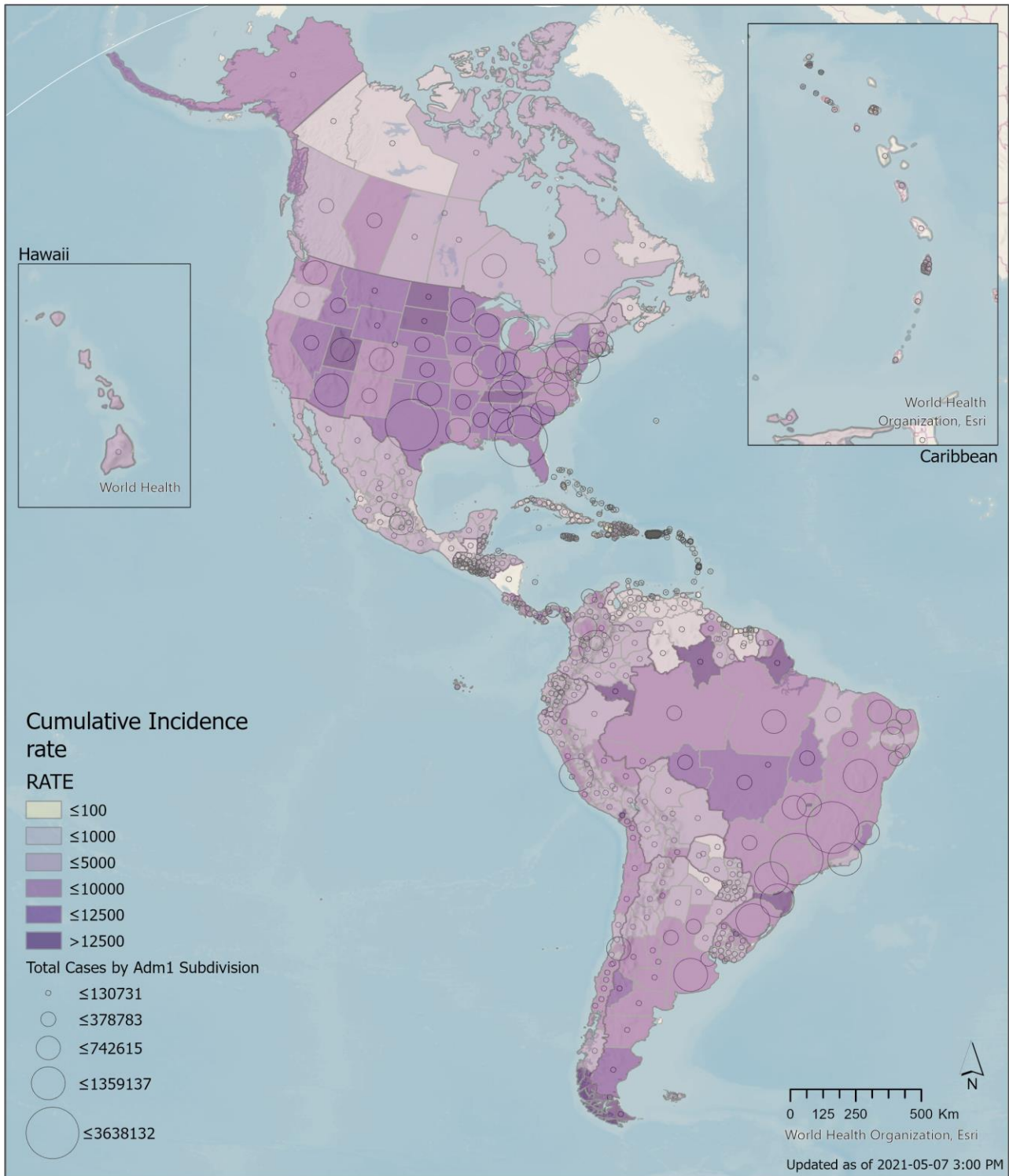
<sup>11</sup> Also reported to PAHO/WHO by the National IHR Focal Point of the United States

<sup>12</sup> On 18 March 2021, the Government of the United States published the extension, until 21 April 2021, of the following measure: <https://mx.usembassy.gov/travel-restrictions-fact-sheet/>. On 20 April 2021, this measure was [extended](#) until 21 May 2021

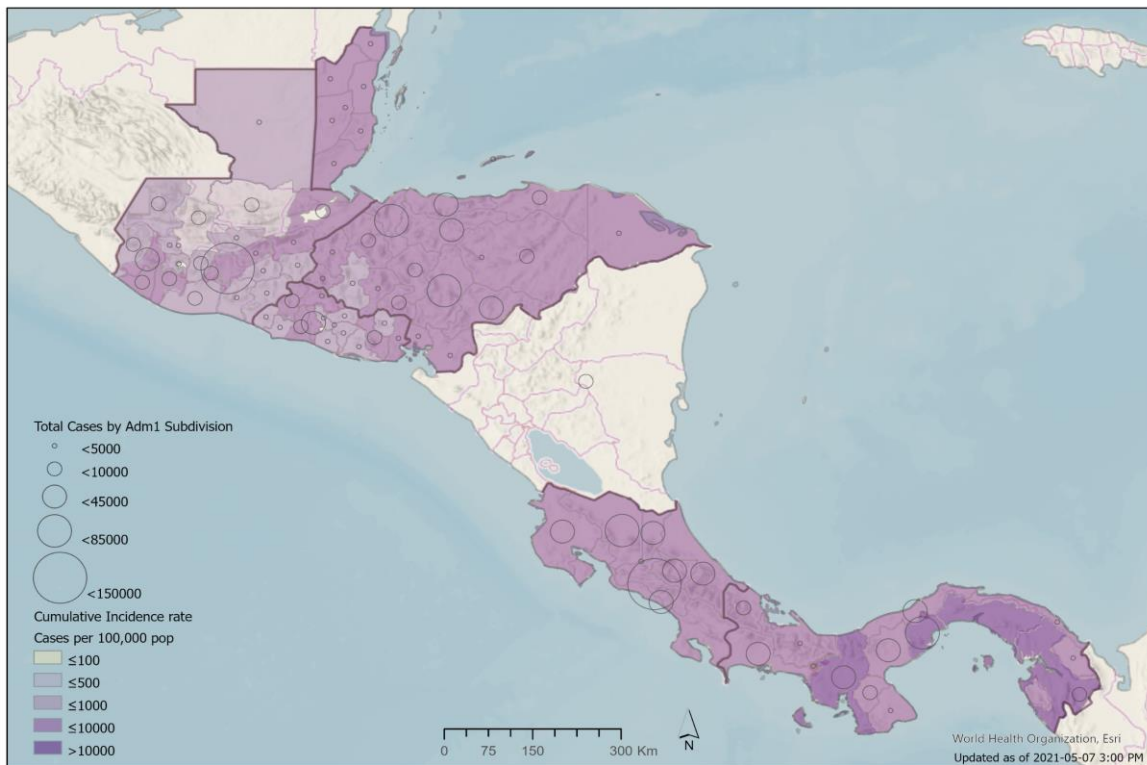
<sup>13</sup> Reported to PAHO/WHO by the National IHR Focal Point of the United States on 3 May 2021

<sup>14</sup> The Schengen Area includes Austria, Belgium, Czech Republic, Denmark, Estonia, Finland, France, Germany, Greece, Hungary, Iceland, Italy, Latvia, Liechtenstein, Lithuania, Luxembourg, Malta, Netherlands, Norway, Poland, Portugal, Slovakia, Slovenia, Spain, Sweden, and Switzerland

**Map 1. Reported number of cumulative COVID-19 cases in the Region of the Americas and corresponding incidence rate (per 100,000 population) by country/territory. As of 7 May 2021**

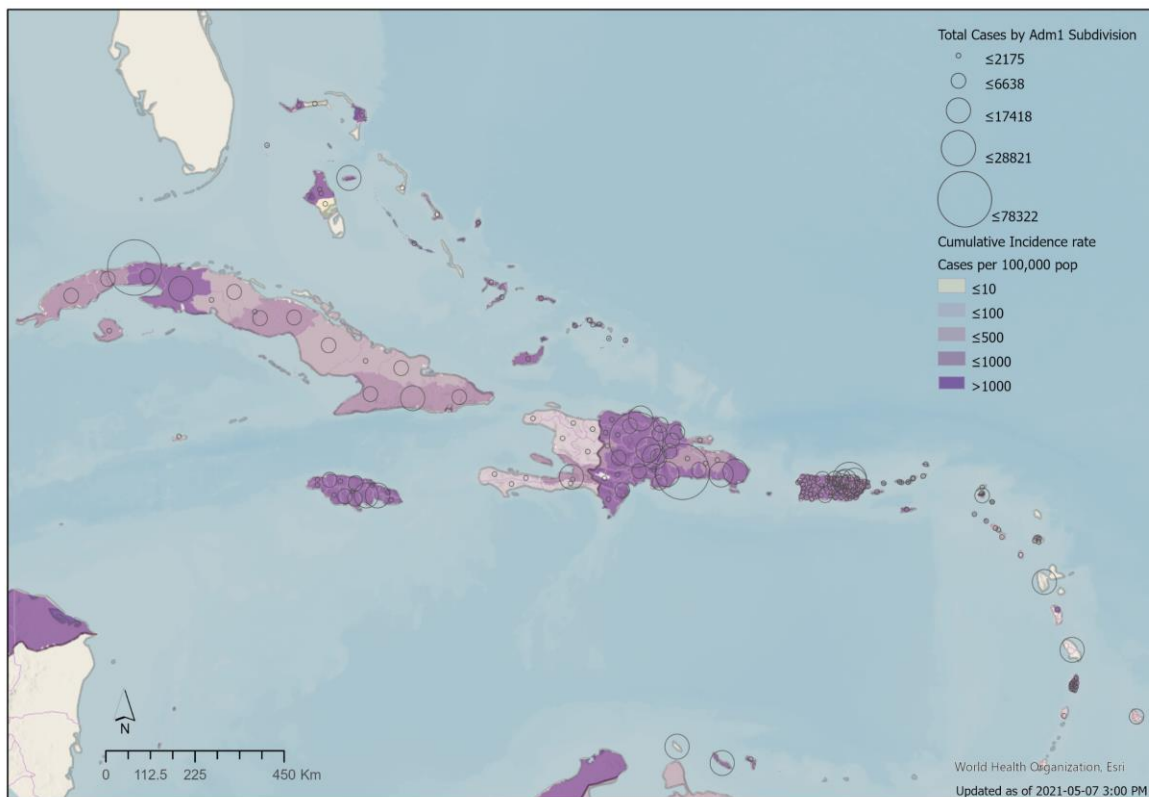


**Map 2. Reported number of cumulative COVID-19 cases in the Central American sub-region and corresponding incidence rate (per 100,000 population) by country/territory (sub-national level). As of 7 May 2021**



© Pan American Health Organization-World Health Organization 2020. All rights reserved.  
 The designations employed and the presentation of the material in these maps do not imply the expression of any opinion whatsoever on the part of the Secretariat of the Pan American Health Organization concerning the legal status of any country, territory, city or area or of its authorities, or concerning the delimitation of its frontiers or boundaries. Dotted and dashed lines on maps represent approximate border lines for which there may not yet be full agreement.

**Map 3. Reported number of cumulative COVID-19 cases in the Caribbean sub-region and corresponding incidence rate (per 100,000 population) by country/territory (sub-national level). As of 7 May 2021**



© Pan American Health Organization-World Health Organization 2020. All rights reserved.  
 The designations employed and the presentation of the material in these maps do not imply the expression of any opinion whatsoever on the part of the Secretariat of the Pan American Health Organization concerning the legal status of any country, territory, city or area or of its authorities, or concerning the delimitation of its frontiers or boundaries. Dotted and dashed lines on maps represent approximate border lines for which there may not yet be full agreement.



Pan American Health Organization



World Health Organization

REGIONAL OFFICE FOR THE Americas

## COVID-19 situation reported by countries and territories in the Americas, as of 7 May 2021

Updated as of 3 PM

Sub-Region	Country/Territory	Cases			Deaths			Transmission Type
		7 Day MA* Trend	Cummulative	7day % change	7 Day MA* Trend	Cummulative	7day % change	
North America	Canada		1,265,320	-2%		24,489	-8%	Community transmission
	Mexico		2,358,831	-16%		218,173	-27%	Community transmission
	United States of America (the)		32,257,416	-13%		574,518	0%	Community transmission
	<b>Subtotal</b>		<b>35,881,567</b>			<b>817,180</b>		
Central America	Belize		12,682	-28%		323	-100%	Community transmission
	Costa Rica		263,094	12%		3,341	35%	Community transmission
	El Salvador		70,255	20%		2,146	-29%	Community transmission
	Guatemala		232,439	-40%		7,677	2%	Community transmission
	Honduras		217,595	4%		5,502	13%	Community transmission
	Nicaragua		5,575	60%		183	0%	Community transmission
	Panama		366,364	-4%		6,255	-3%	Community transmission
<b>Subtotal</b>		<b>1,168,004</b>			<b>25,427</b>			
South America	Argentina		3,095,582	-11%		66,263	-5%	Community transmission
	Bolivia (the Plurinational State of)		314,190	12%		13,151	4%	Community transmission
	Brazil		15,003,563	-2%		416,949	-11%	Community transmission
	Chile		1,235,778	-11%		27,004	-9%	Community transmission
	Colombia		2,951,101	-10%		76,414	-1%	Community transmission
	Ecuador		396,888	42%		19,061	-24%	Community transmission
	Paraguay		291,540	-11%		6,883	-13%	Community transmission
	Peru		1,832,671	-29%		63,223	-15%	Community transmission
	Uruguay		213,449	-11%		2,972	1%	Community transmission
	Venezuela (Bolivarian Republic of)		204,057	-8%		2,244	-2%	Community transmission
	<b>Subtotal</b>		<b>25,538,819</b>			<b>694,164</b>		

Sub-Region	Country/Territory	Cases			Deaths			Transmission Type
		7 Day MA* Trend	Cummulative	7day % change	7 Day MA* Trend	Cummulative	7day % change	
Caribbean and Atlantic Ocean Islands	Anguilla		95	-97%				Clusters of cases
	Antigua and Barbuda		1,232	-100%		32	-100%	Clusters of cases
	Aruba		10,737	-7%		100	-33%	Community transmission
	Bahamas (the)		10,773	-33%		212	333%	Clusters of cases
	Barbados		3,929	51%		45	0%	Community transmission
	Bermuda		2,432	-49%		30	-25%	Community transmission
	Bonaire		1,547	300%		16	-100%	Community transmission
Caribbean and Atlantic Ocean Islands	Cayman Islands		545	-73%		2	0%	Sporadic cases
	Cuba		113,876	-4%		713	-8%	Community transmission
	Curacao		12,222	-74%		113	-44%	Community transmission
	Dominica		174	-100%				Sporadic cases
	Dominican Republic (the)		269,958	10%		3,517	16%	Community transmission
	Falkland Islands (the)		63	0%				Sporadic cases
	French Guiana		20,366	35%		104	33%	Community transmission
	Grenada		161	-100%		1	0%	Sporadic cases
	Guadeloupe		15,429	97%		236	47%	Community transmission
	Guyana		13,957	-2%		310	-17%	Community transmission
	Haiti		13,164	-4%		263	200%	Community transmission
	Jamaica		46,428	-9%		801	-12%	Community transmission
	Martinique		11,490	36%		87	325%	Community transmission
	Montserrat		20	0%		1	0%	No cases
	Puerto Rico		134,368	-42%		2,355	-9%	Community transmission
	Saba		7	0%				Sporadic cases
	Saint Barthelemy		994	-18%		1	0%	Clusters of cases
	Saint Kitts and Nevis		45	0%				Sporadic cases
	Saint Lucia		4,607	-8%		75	-75%	Community transmission
	Saint Martin		1,777	172%		14	0%	Community transmission
	Saint Pierre and Miquelon		25	0%				Sporadic cases
	Saint Vincent and the Grenadines		1,895	-11%		12	0%	Community transmission
	Sint Eustatius		20	0%				No cases
	Sint Maarten		2,250	11%		27	0%	Community transmission
	Suriname		10,816	26%		213	20%	Community transmission
	Trinidad and Tobago		12,396	70%		191	225%	Community transmission
	Turks and Caicos		2,402	8%		17	0%	Clusters of cases
	Virgin Islands (UK)		216	0%		1	0%	Clusters of cases
	Virgin Islands (US)		3,210	96%		27	0%	Community transmission
<b>Subtotal</b>			<b>723,626</b>			<b>9,516</b>		
<b>Total</b>			<b>63,312,016</b>			<b>1,546,287</b>		

\* 7 Day Moving Average

Legend

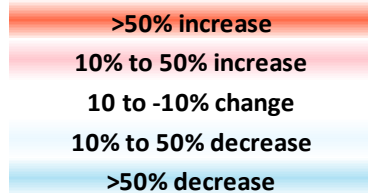


Table notes on the next page.

**NOTES:**

Case and death counts may include both confirmed and probable classifications depending on the reporting Member State.

- Antibody tests, including rapid diagnostic tests (RDTs) based on antibody detection, are not recommended for use by PAHO/WHO in clinical diagnosis. Antigen-detecting RDTs may be used following the WHO 11 September 2020 Guidance, available at: <https://bit.ly/2FkK2fs>.
- Data is updated on a weekly basis for Guadeloupe, Martinique, Nicaragua, Saint Barthelemy, Saint Martin, and Saint Pierre and Miquelon.
- As of 11 November 2020, the previously aggregated Bonaire, Saba and Sint Eustatius are now being presented separately in the table.
- \*A dispute exists between the Governments of Argentina and the United Kingdom of Great Britain and Northern Ireland concerning sovereignty over the Falkland Islands (the) (Malvinas)

**Argentina:** On 14 March 2021, due to daylight savings time observed in Eastern Standard Time zone, the Argentina data is no longer published by 3:00PM EST same day and is henceforth included in the following day table. Between 22 February and 14 March 2021, the data had corresponded to the same date.

**Bahamas:** According to the 7 May 2021 Bahamas Ministry of Health (MoH) publication, there are a total of 26 additional deaths under investigation, available at: <https://bit.ly/3nVEDRe>

**Ecuador:** According to a 6 September Ecuador Ministry of Public Health press release, only cases confirmed by RT-PCR will be reported; previously, cases who tested positive by either RT-PCR or RDTs were reported, resulting in the exclusion of 8,956 cases. Available at: <https://bit.ly/3h2EWEA>

**Guadeloupe:** Deaths are aggregated for Guadeloupe, Saint Martin and Saint Barthelemy in Santé Publique France weekly publications; death counts for Guadeloupe are calculated subtracting deaths in Saint Martin and Saint Barthelemy. Available at: <https://bit.ly/39UMysd>

**Jamaica:** According to the latest Jamaica Ministry of Health and Wellness press release, there are a total of 132 additional deaths under investigation, available at: <https://bit.ly/3qAwIJo>

**Nicaragua:** Please note there are discrepancies with the data published by the Citizen's Observatory COVID-19 Nicaragua as of 28 April. Available at: <https://bit.ly/3pw7ZVR>

**Peru:** Aggregated case total as reported by the Peru MoH; disaggregated data available is 547,511 by RT-PCR + 374,991 by antigen tests + 901,955 by other RDTs. Antibody tests, including RDTs based on antibody detection, are not recommended for use by PAHO/WHO in clinical diagnosis. Antigen-detecting RDTs may be used following the WHO 11 September 2020 Guidance, available at: <https://bit.ly/3fJVKTM>.

**Puerto Rico:** Aggregated case total as reported by the Puerto Rico Department of Health (DoH); 118,455 were positive by RT-PCR and 15,913 were positive by antigen tests; previously, cases who tested positive by either RT-PCR or serological RDTs were reported, resulting in the exclusion of 33,965 cases. Available at: <https://bit.ly/2VvjksQ>

**United States of America:** Case and death counts include both confirmed and probable classifications, as published on the U.S. Centers for Disease Control and Prevention (US CDC) website on 7-May. Excludes American Samoa, Federated States of Micronesia, Guam, Commonwealth of the Northern Marianas, Puerto Rico, Palau, Republic of Marshall Islands and the United States Virgin Islands. Sources: <https://bit.ly/2WJN2dd> and <https://bit.ly/2zUMSZ1>.

**Uruguay:** According to the latest Uruguay Ministry of Public Health report, the total notes 10 positive cases reported in the last 24 hours were excluded from the total. Available at: <https://bit.ly/3tr7qxR>.