



Regional Update EW 33

Influenza
(August 31, 2010 - 17 h GMT; 12 h EST)

The information contained within this update is obtained from data provided by Ministries of Health of Member States and National Influenza Centers through reports sent to Pan American Health Organization (PAHO) or updates on their web pages.

I- Viral circulation

The information below is based on reports from National Influenza Centers and influenza laboratories from the Region.

Table 3: Cumulative viral circulation in countries which reported to PAHO this week.

Country	Time period	# Samples Tested	% Positive Samples	% RSV*	% PIV†	% AdV‡	% Other Viruses	% Influenza B	% Influenza A	Among influenza A		
										% Pandemic	% Not subtyped	% Seasonal H3
CAREC*	EW 1-33	145 (+)	--	17.8	0.4	0.0	--	26.1	54.9	77.1	17.1	5.8
Colombia	EW 1-34	7443	9.0	14.8	3.7	1.8	0.0	5.4	74.3	80.2	0.0	19.8
Costa Rica	EW 1-33	4129	50.3	19.6	12.0	25.2	0.0	0.0	43.2	75.4	0.0	24.6
Cuba	EW 1-33	7928	25.1	2.7	8.8	1.6	36.5	1.5	49.0	87.5	3.9	8.6
Dominican Republic	EW 1-34	690	32.6	7.1	38.2	22.7	0.0	4.9	27.1	0.0	36.1	63.9
Mexico	EW 1-33	14907	23.5	23.5	23.5	23.5	23.5	23.5	23.5	23.5	23.5	23.5
Nicaragua	EW 1-33	2100	28.8	16.7	3.5	0.3	2.3	16.0	61.3	2.7	0.0	97.3
Panama	EW 1-33	1077	22.2	2.9	5.0	1.3	0.0	5.9	84.9	3.4	11.8	84.7

Table 4: Viral circulation in last week reported

Country	Time period	# Samples Tested	% Positive Samples	% RSV*	% PIV†	% AdV‡	% Other Viruses	% Influenza B	% Influenza A	Among influenza A		
										% Pandemic	% Not subtyped	% Seasonal H3
CAREC*	EW 32	16 (+)	--	0.0	0.0	0.0	--	6.3	93.8	60.0	33.3	6.7
Colombia	EW 32	75	0.0									
Costa Rica	EW 33	108	63.0	19.1	0.0	29.4	0.0	0.0	51.5	0.0	0.0	100.0
Cuba	EW 33	181	29.8	3.7	1.9	0.0	31.5	1.9	61.1	42.4	0.0	57.6
Dominican Republic	EW 34	34	35.3	33.3	8.3	8.3	0.0	0.0	50.0	0.0	100.0	0.0
Mexico	EW 32	41	41.5	0.0	5.9	5.9	11.8	0.0	76.5	0.0	84.6	15.4
Nicaragua	EW 33	24	54.2	46.2	0.0	0.0	0.0	53.8	0.0			
Panama	EW 32	33	0.0									

* Respiratory Syncytial Virus

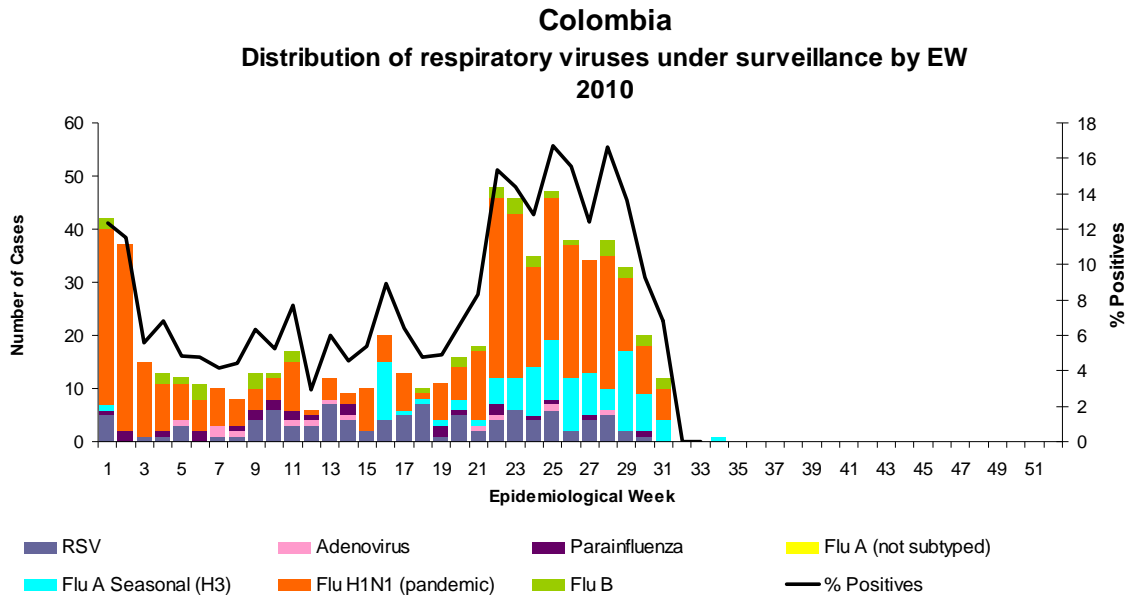
† Parainfluenza Virus

‡ Adenovirus

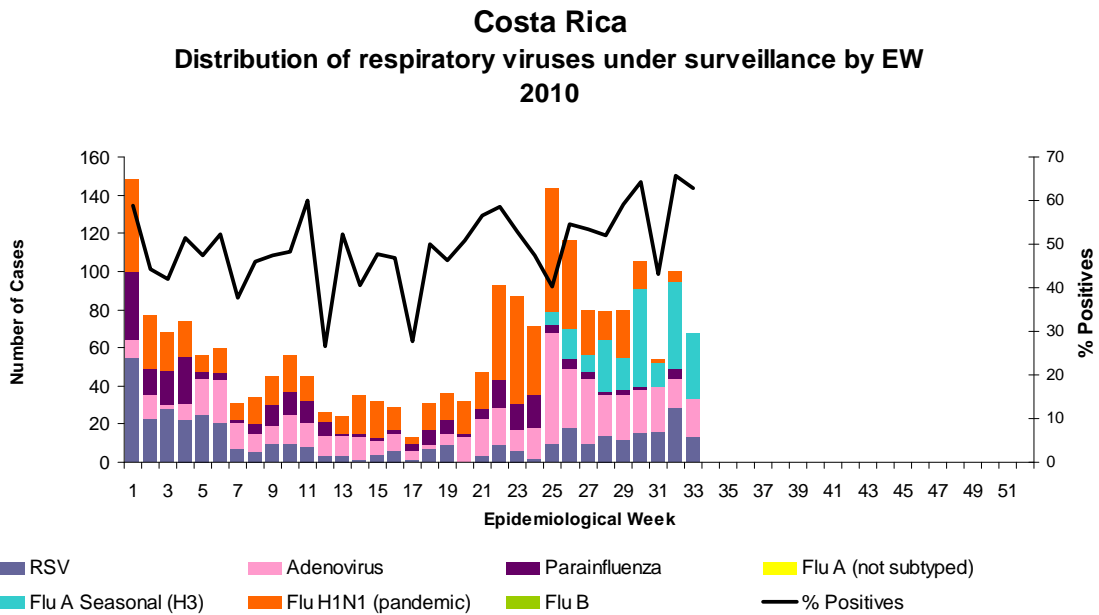
* Participating CAREC member countries, which include, Barbados, Dominica, Jamaica, St Vincent and the Grenadines, and Trinidad and Tobago, were assessed together

(+) Positives samples

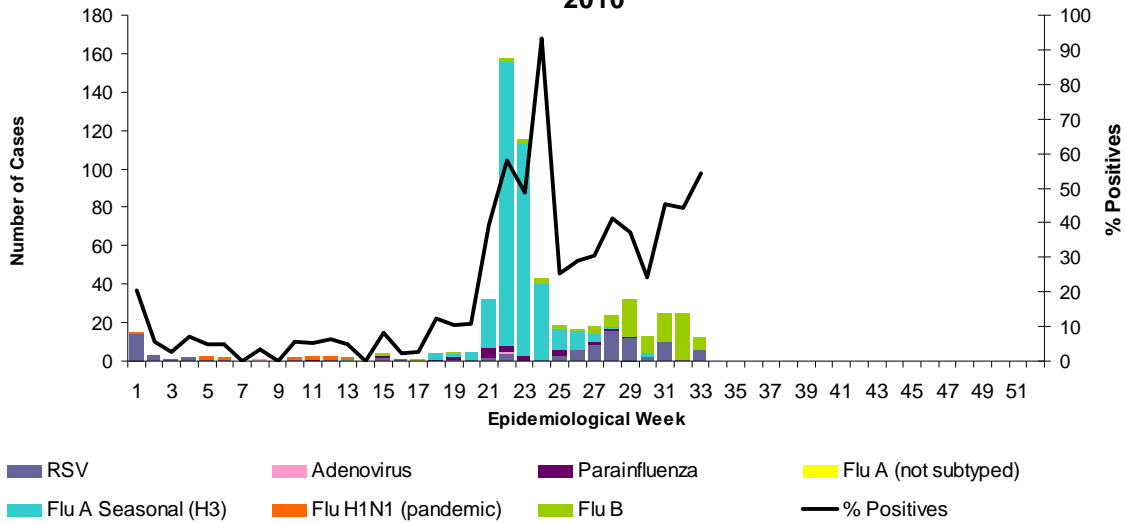
Andean



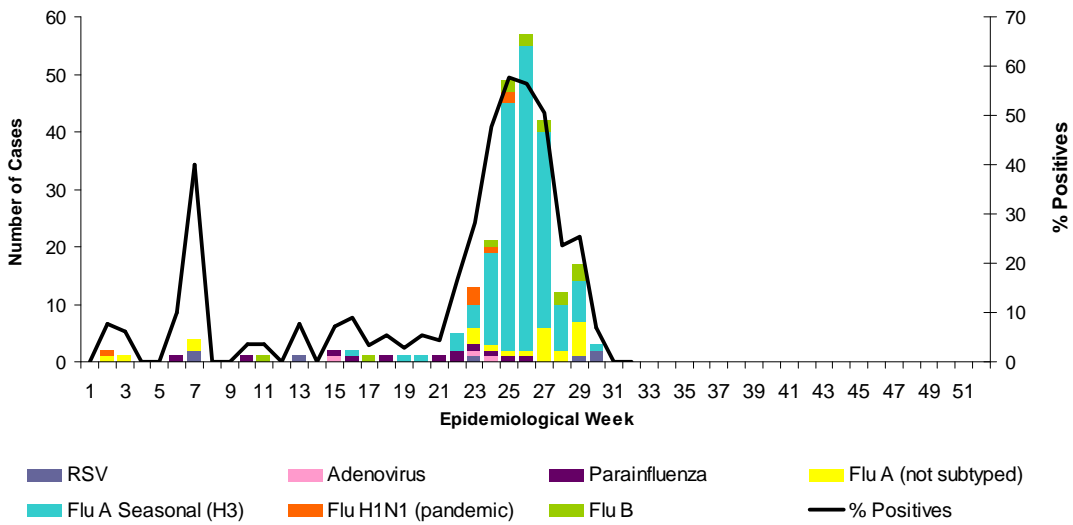
Central America



Nicaragua Distribution of respiratory viruses under surveillance by EW 2010

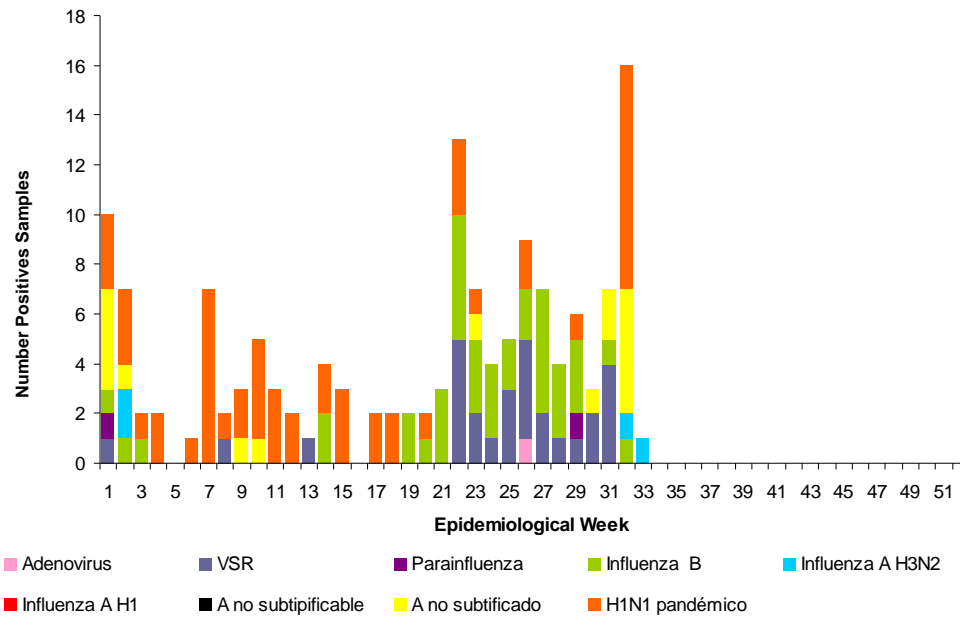


Panama Distribution of respiratory viruses under surveillance by EW 2010



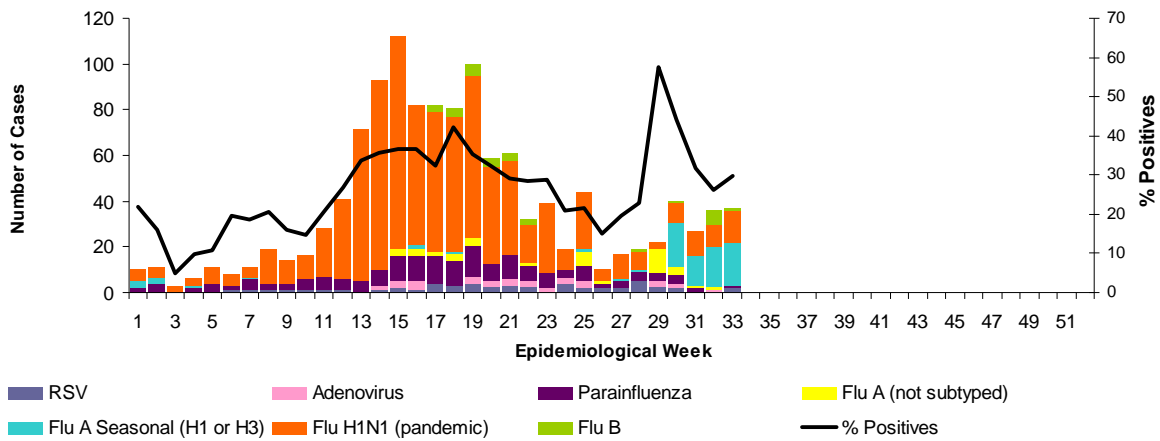
CAREC*

CAREC Distribution of respiratory viruses under surveillance 2010

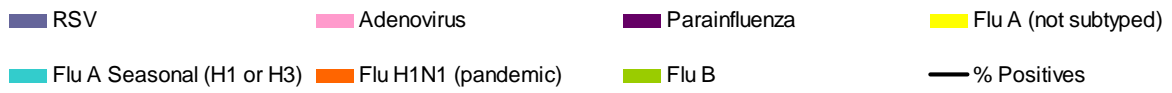
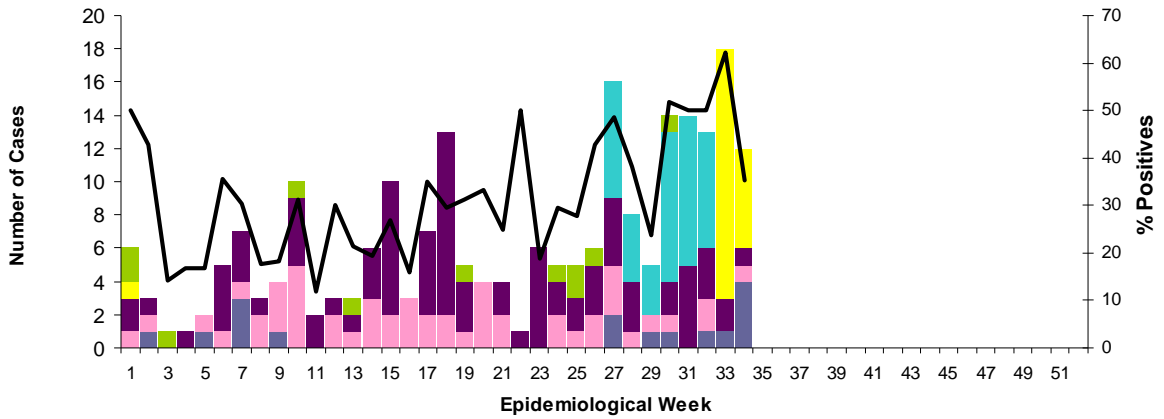


* Participating CAREC member countries, which include, Barbados, Dominica, Jamaica, St Vincent and the Grenadines, and Trinidad and Tobago, were assessed together

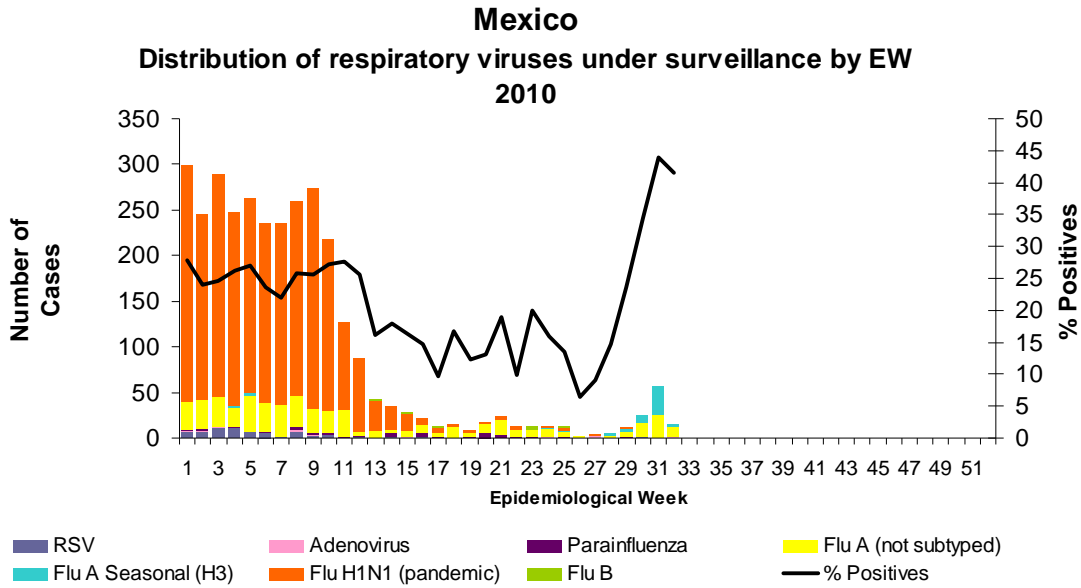
Cuba Distribution of respiratory viruses under surveillance by EW 2010



Dominican Republic Distribution of respiratory viruses under surveillance by EW 2010



North America



United States

Influenza Positive Tests Reported to CDC by U.S. WHO/NREVSS Collaborating Laboratories, National Summary, 2009-10

