



Regional Update EW 35

Influenza
(September 13, 2010 - 17 h GMT; 12 h EST)

The information contained within this update is obtained from data provided by Ministries of Health of Member States and National Influenza Centers through reports sent to Pan American Health Organization (PAHO) or updates on their web pages.

I- Viral circulation

The information below is based on reports from National Influenza Centers and influenza laboratories from the Region.

Table 3: Cumulative viral circulation in countries which reported to PAHO this week.

Country	Time period	# Samples Tested	% Positive Samples	% RSV*	% PIV†	% AdV‡	% Other Viruses	% Influenza B	% Influenza A	Among influenza A		
										% Pandemic	% Not subtyped	% Seasonal H3
Chile	EW 1-35	20890	31.3	63.2	9.3	3.9	-	2.7	20.8	38.6	47.0	14.4
Colombia	EW 1-35	8306	9.3	15.6	3.2	1.8	0.0	6.5	72.9	79.3	0.0	20.7
Costa Rica	EW 1-35	4355	51.0	20.6	11.3	24.7	0.0	0.0	43.4	70.1	0.0	29.9
Cuba	EW 1-35	8307	25.0	2.7	8.5	1.5	36.8	1.5	48.9	83.9	3.9	12.2
Dominican Republic	EW 1-35	738	33.7	12.0	36.5	21.7	0.0	4.4	25.3	0.0	38.1	61.9
Jamaica	EW 1-34	629	5.4	0.0	2.9	26.5	17.6	5.9	47.1	50.0	37.5	12.5
Mexico	EW 1-35	15246	24.7	24.7	24.7	24.7	24.7	24.7	24.7	24.7	24.7	24.7
Nicaragua	EW 1-35	2248	29.5	18.4	3.2	0.8	0.0	21.9	56.0	2.7	0.0	97.3
Panama	EW 1-35	1186	21.8	8.1	5.0	1.2	0.0	7.0	78.7	3.4	11.8	84.7

Table 4: Viral circulation in last week reported

Country	Time period	# Samples Tested	% Positive Samples	% RSV*	% PIV†	% AdV‡	% Other Viruses	% Influenza B	% Influenza A	Among influenza A		
										% Pandemic	% Not subtyped	% Seasonal H3
Chile	EW 35	1430	34	36.4	12	3.3	-	14.1	34.2	9.7	63.0	27.3
Colombia	EW 34	143	13.3	0.0	0.0	0.0	0.0	0.0	100.0	73.7	0.0	26.3
Costa Rica	EW 35	108	67.6	34.2	2.7	16.4	0.0	0.0	46.6	0.0	0.0	100.0
Cuba	EW 35	200	18.5	0.0	2.7	0.0	43.2	0.0	54.1	0.0	0.0	100.0
Dominican Republic	EW 35	48	50.0	58.3	20.8	12.5	0.0	0.0	8.3	0.0	100.0	0.0
Jamaica	EW 34	16	0.0									
Mexico	EW 33	118	65.3	0.0	0.0	0.0	3.9	1.3	94.8	0.0	63.0	37.0
Nicaragua	EW 35	50	28.0	14.3	0.0	14.3	0.0	71.4	0.0			
Panama	EW 34	41	2.4	100.0	0.0	0.0	0.0	0.0	0.0			

* Respiratory Syncytial Virus

† Parainfluenza Virus

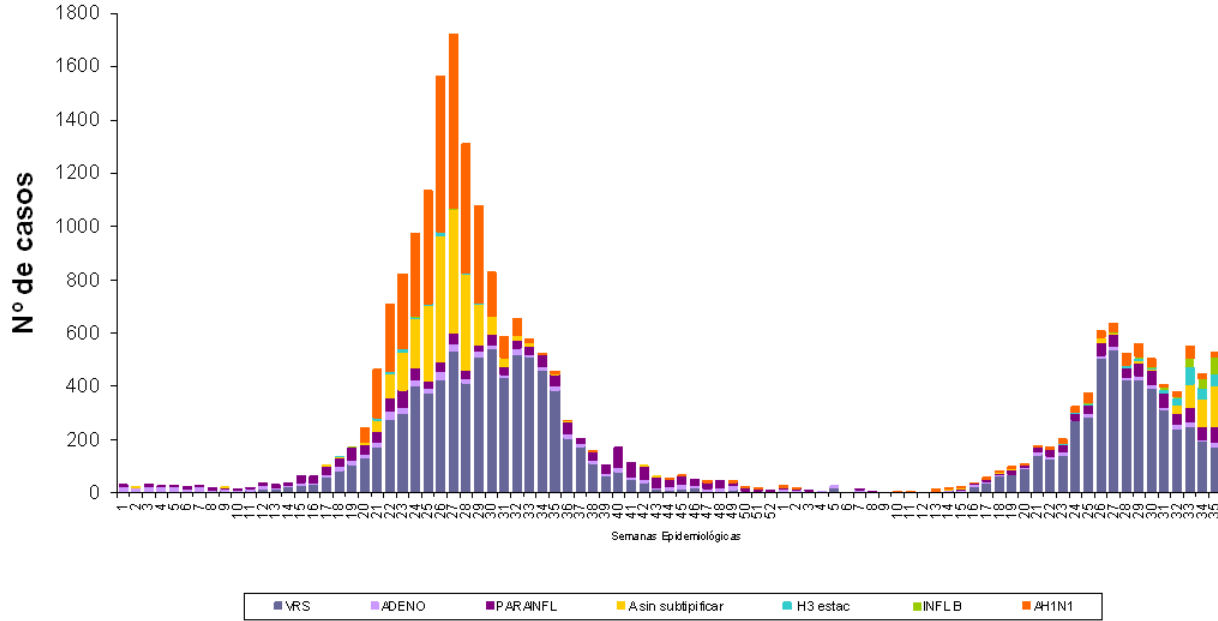
‡ Adenovirus

South America

Southern Cone

**Distribution of respiratory viruses under surveillance by EW
Chile**

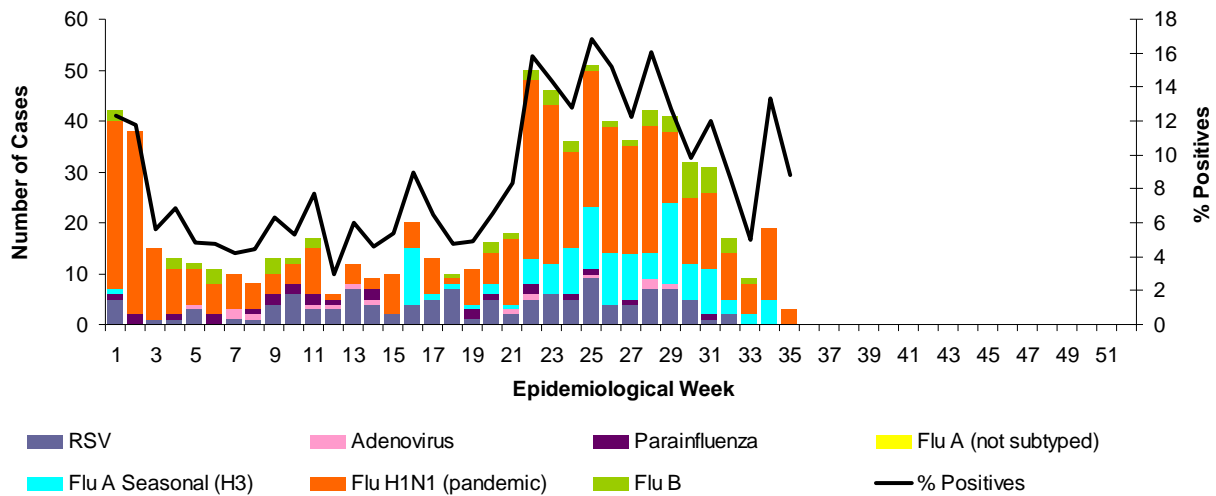
Distribución virus respiratorios por semana epidemiológica, vigilancia ISP.
Chile, sem 1 a 52 de 2009 y 1 a 35 de 2010.



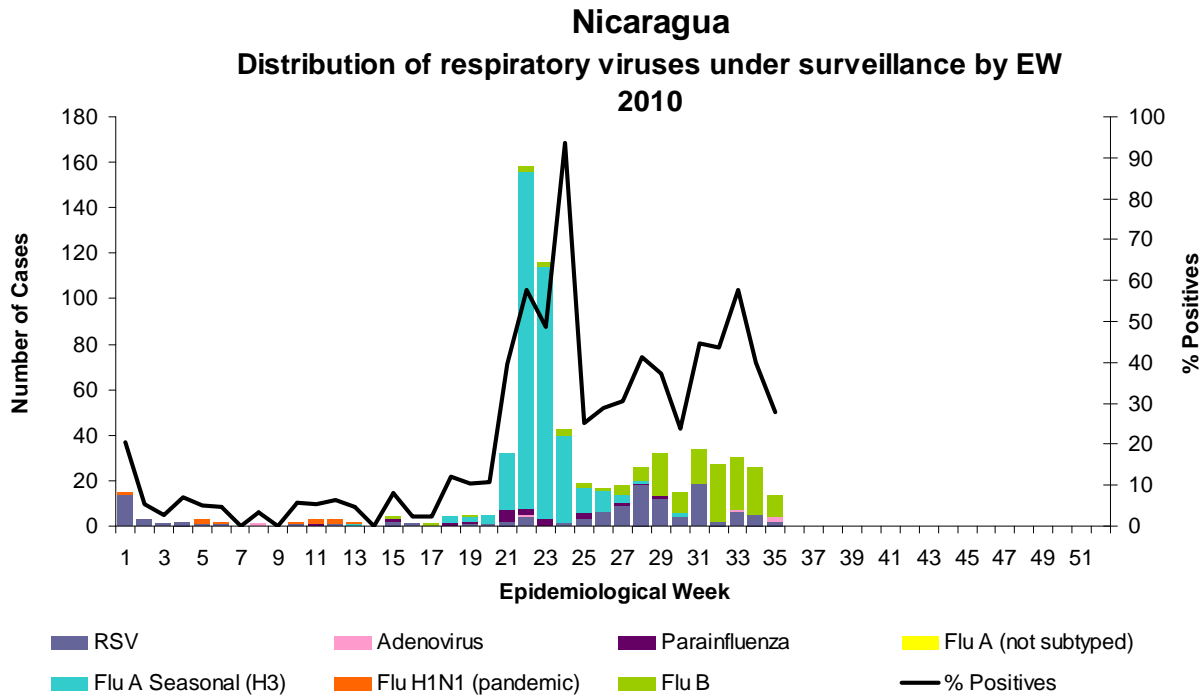
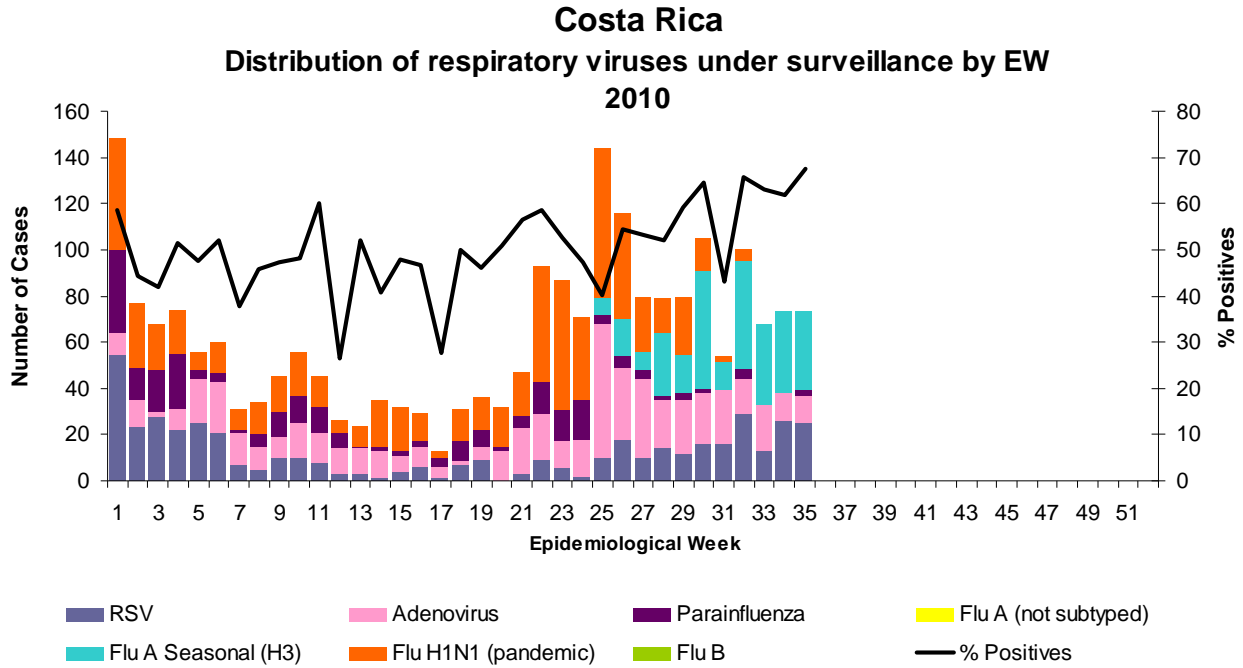
Andean

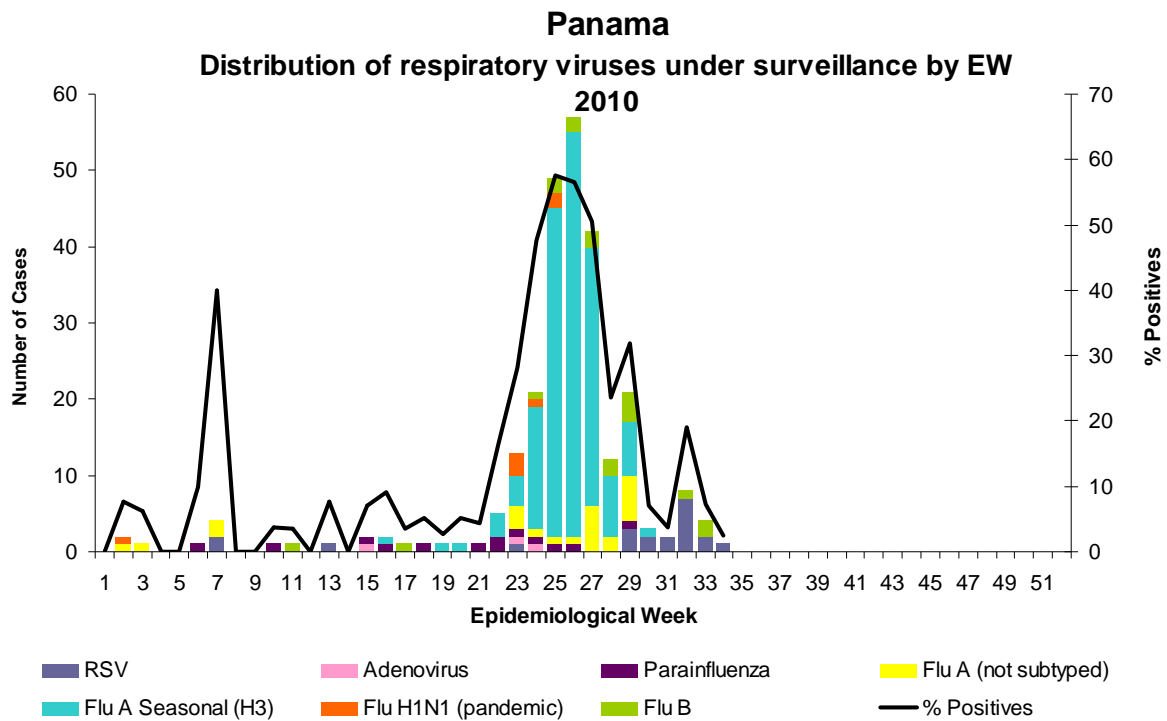
Colombia

**Distribution of respiratory viruses under surveillance by EW
2010**



Central America

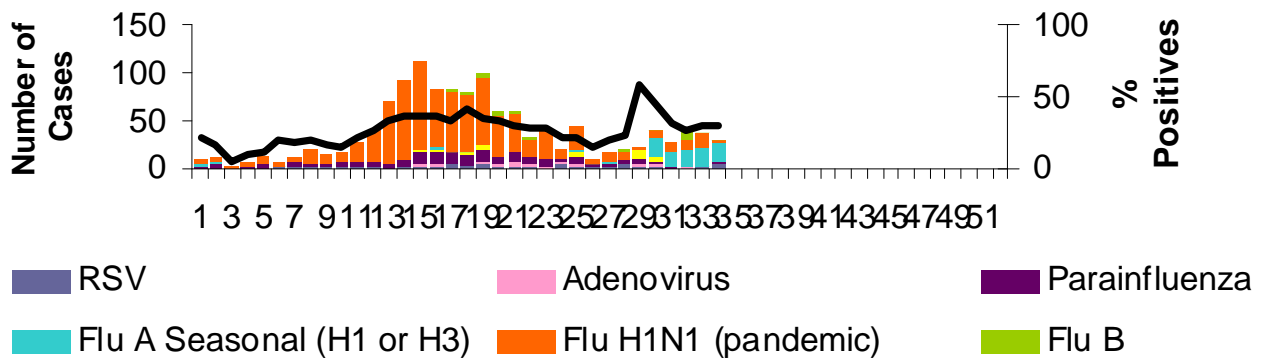




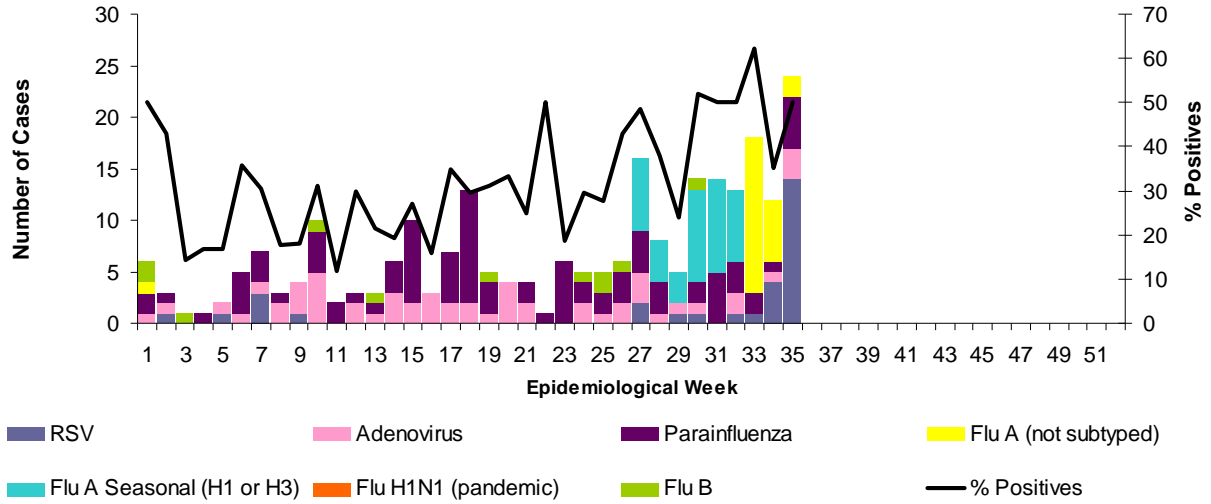
Caribbean

Cuba

Distribution of respiratory viruses under surveillance by EW 2010



Dominican Republic Distribution of respiratory viruses under surveillance by EW 2010



Jamaica Distribution of respiratory viruses under surveillance by EW 2010

