

Region of the Americas Update

Last 24 hours

- 164,277** Additional cases
- 3,531** Additional deaths
- 0.22%** Relative increase in cases
- 0.18%** Relative increase in deaths
- 41** Countries/territories reporting new cases
- 29** Countries/territories reporting new deaths

Highest numbers of cases & deaths in the last 24 hrs*

Cases (≥ 1,000)

Brazil	52,789
United States	39,073
Colombia	18,070
Argentina	17,295
Mexico	12,821
Cuba	6,460
Peru	2,260
Martinique	2,157
Chile	2,053
Costa Rica	1,576
Bolivia	1,367
Venezuela	1,263

Deaths (≥ 100)

Brazil	1,548
Colombia	496
Argentina	445
United States	284
Mexico	233
Chile	102

COVID-19 – Highlights

- On 16 July, the **Argentina** Ministry of Health (MoH) informed that the National Research Center of Epidemiology and Microbiology Gamaleya of the Russian Federation approved the first 140,625 of the first doses of the Sputnik V vaccine which was produced in Argentina by Richmond Laboratories. The report is available in Spanish at: <https://bit.ly/2Thb29T>.
- As of 16 July, in **Chile**, 85.45% of the target population has been vaccinated with a single dose and first dose, considering the target population of 15,200,840 persons. Meanwhile, 76.80% of the target population has been vaccinated with a single and second dose. The full report is available in Spanish at: <https://bit.ly/3hMwfc6>.
- On 15 July, in **Barbados**, according to a Ministry of health (MoH) press release, the country's travel protocols have been updated effective 16 July 2021, will allow for travellers with mixed vaccines to be categorized as Fully Vaccinated. The full report is available at: <https://bit.ly/3xHpB5s> and the guidelines are available at: <https://bit.ly/3eoUy72>.

Starting the weekend of 26 June 2021, the PAHO COVID-19 daily situation reports will no longer be published on Saturdays and Sundays. The reports will continue to be published during the workweek – Monday through Friday – at the regularly scheduled time, with the exception of any official holidays observed by PAHO in Washington, DC

Region of the Americas

74,576,502 cases

1,957,044 deaths

56

countries/areas/territories affected

Global

177,175,748 cases

3,846,367 deaths

236

countries/areas/territories affected

Total cases, deaths & CFR (%) among PAHO countries/territories with ≥ 140,000 cumulative cases.

Country/Territory	Cases	Deaths	CFR (%)
United States of America	33,682,602	603,454	1.8%
Brazil	19,262,518	538,942	2.8%
Argentina	4,719,952	100,695	2.1%
Colombia	4,583,442	114,833	2.5%
Mexico	2,629,648	235,740	9.0%
Peru	2,088,143	194,845	9.3%
Chile	1,596,549	34,309	2.1%
Canada	1,422,246	26,472	1.9%
Ecuador	473,647	21,899	4.6%
Bolivia	459,579	17,375	3.8%
Paraguay	442,207	14,120	3.2%
Panama	419,829	6,674	1.6%
Costa Rica	388,298	4,857	1.3%
Uruguay	378,041	5,865	1.6%
Dominican Republic	336,693	3,910	1.2%
Guatemala	327,755	9,834	3.0%
Venezuela	289,362	3,339	1.2%
Honduras	277,974	7,391	2.7%
Cuba	269,546	1,791	0.7%
Puerto Rico	141,284	2,560	1.8%

*Numbers may vary due to differences in reporting

Information current as of 16 July 2021, 11h00 EDT – **Highlighted in grey: Updates with respect to the information published on [9 July 2021](#)**

Based on viral genomic sequencing, on 14 December 2020, the authorities of the United Kingdom reported to WHO a SARS-CoV-2 variant known as Alpha; on 18 December 2020, the authorities of the Republic of South Africa reported to WHO a SARS-CoV-2 variant known as Beta; and, on 13 January 2021, the authorities of Brazil reported to WHO a SARS-CoV-2 variant known as Gamma. SARS-CoV-2 variants Alpha, Beta, and Gamma are defined as Variants of Concern (VOC), together with variant Delta, identified in India in October 2020.¹

Starting on 18 December 2020, WHO shared that information with authorities across the globe about SARS-CoV-2 VOC and Variants of Interest (VOI), through dedicated channels established under the International Health Regulations (IHR), as well with the public through the WHO web site.^{2,3,4}

International traffic-related measures adopted by States Parties in the Americas in response to the detection of SARS-CoV-2 variants

The table below summarizes international traffic-related measures adopted by States Parties to the IHR in the Region of the Americas in response to the detection of SARS-CoV-2 variants. Measures adopted are consistent with current Temporary Recommendations,⁵ issued by the Director-General of WHO in the context of the Public Health Emergency of International Concern (PHEIC), determined on 30 January 2020 according to IHR provisions.

State Party issuing measures	Hyperlinked description of measures and language of publication ⁶	Date information about measures published on governmental web pages/social media accounts	State/s Party/ies concerned by measures issued
Antigua and Barbuda	English	01-Jun-21	Brazil, India, Republic of South Africa
Argentina	Spanish Spanish	20-Dec-20 25-Mar-21 25-Jun-21	United Kingdom Brazil, Chile, Mexico, United Kingdom Extension - Inclusion of Turkey and African countries; and limitation to 600 persons of volume of incoming travelers by air admitted daily (link 1 and link 2)
Barbados	English	26-Apr-21	Brazil, India, Republic of South Africa
Belize	English	25-Jun-21 (?)	Bangladesh, India
Bermuda, Overseas Territory of the United Kingdom	English	26-Apr-21	Brazil, India, Republic of South Africa
Bolivia	Spanish Spanish	22-Dec-20 06-Jan-21 15-Feb-21 17-Mar-21 01-Apr-21	All European countries Extension Brazil
Brazil	Portuguese Portuguese Portuguese	25-Dec-20 25-Jan-21 14-May-21	United Kingdom Republic of South Africa, United Kingdom Extension, and inclusion of India

¹ <https://www.who.int/en/activities/tracking-SARS-CoV-2-variants/>

² <https://www.who.int/csr/don/21-december-2020-sars-cov2-variant-united-kingdom/en/>

³ <https://www.who.int/csr/don/31-december-2020-sars-cov2-variants/en/>

⁴ Coronavirus disease (COVID-19) Weekly Epidemiological Update and Weekly Operational Update: <https://www.who.int/emergencies/diseases/novel-coronavirus-2019/situation-reports>

⁵ <https://tinyurl.com/49x5pvja>

State Party issuing measures	Hyperlinked description of measures and language of publication ⁶	Date information about measures published on governmental web pages/social media accounts	State/s Party/ies concerned by measures issued
Canada ⁷	English English ⁸	19-Feb-21 21-Jun-21	All countries India
Chile	Spanish	24-Jun-21 12-Jul-21	Countries with community transmission and/or where VOC are circulating Extension
Dominican Republic	Spanish	28-Jun-21	Australia, Brazil, Democratic Republic of Congo, India, Indonesia, Iran, Iraq, Kuwait, Monaco, Republic of Ireland, Republic of South Africa, Saint Vincent and the Grenadines, Senegal, Sweden, Syria, Thailand, Tunisia, United Kingdom
Ecuador	Spanish	06-Apr-21	Brazil
Grenada**	English	14-Jul-21	
Guatemala	Spanish	16-Apr-21 24-May-21	Brazil, Republic of South Africa, United Kingdom Amendment
Honduras	Spanish	11-Jun-21	Republic of South Africa, United Kingdom,
Jamaica	English	03-Apr-21 05-May-21 ⁹ 30-Jun-21	Argentina, Brazil, Chile, Colombia, Paraguay, Peru, United Kingdom Extension - Inclusion of India, Trinidad and Tobago, and exclusion of United Kingdom Extension
Panama	Spanish Spanish Spanish	21-Dec-20 29-Mar-21 29-Apr-21	Republic of South Africa, United Kingdom South America Extensions and modifications of all the above
Peru	Spanish	18-Jun-21 01-Jul-21 13-Jul-21	Brazil, India, Republic of South Africa Extension Extension

⁷ On 21 June 2021, the National IHR Focal Point of Canada also reported to PAHO/WHO the extensions of international traffic-related measures, as reported in previous weekly accounts, as well as the introduction on additional ones, available at: <https://www.canada.ca/en/immigration-refugees-citizenship/services/coronavirus-covid19/travel-restrictions-exemptions.html>

⁸ Also reported to PAHO/WHO by the National IHR Focal Point of Canada

⁹ Rationale underpinning measures adopted provided by the National IHR Focal Point of Jamaica on 20 May 2021

State Party issuing measures	Hyperlinked description of measures and language of publication ⁶	Date information about measures published on governmental web pages/social media accounts	State/s Party/ies concerned by measures issued
Saint Kitts and Nevis*	English	9-Jun-21	Brazil, India, Republic of South Africa, United Kingdom
Trinidad and Tobago	English	21-Dec-20	United Kingdom
United States ^{10,11}	English	24-Dec-20	United Kingdom
	English	12-Jan-21	All countries
	English	25-Jan-21	Brazil, United Kingdom, Republic of Ireland, Republic of South Africa, Schengen Area ¹³
	English ¹²	30-Apr-21	India

***Saint Kitts and Nevis:** Effective 29 May 2021, full vaccination against COVID-19 is the condition for granting entry (<https://www.stkittstourism.kn/>), contravening both, current Temporary Recommendations,¹⁴ as well as Articles 35 and 36 of the IHR.

****Grenada:** Effective 31 July 2021, full vaccination against COVID-19 is the condition for granting entry to non-national (<https://covid19.gov.gd/>), contravening both, current Temporary Recommendations,¹⁵ as well as Articles 35 and 36 of the IHR.

International traffic-related measures adopted by States Parties outside the Region of the Americas, including those in response to the detection of SARS-CoV-2 variants, are periodically published on the WHO secure [Event Information Site](#) (EIS), established pursuant to IHR provisions and accessible to National IHR Focal Points.

¹⁰ Also reported to PAHO/WHO by the National IHR Focal Point of the United States

¹¹ On 21 June 2021, the Government of the United States extended the international traffic-related measures, as reported in previous weekly accounts, available at: <https://ca.usembassy.gov/covid-19-information-canada-3/>, and <https://mx.usembassy.gov/travel-restrictions-fact-sheet/>

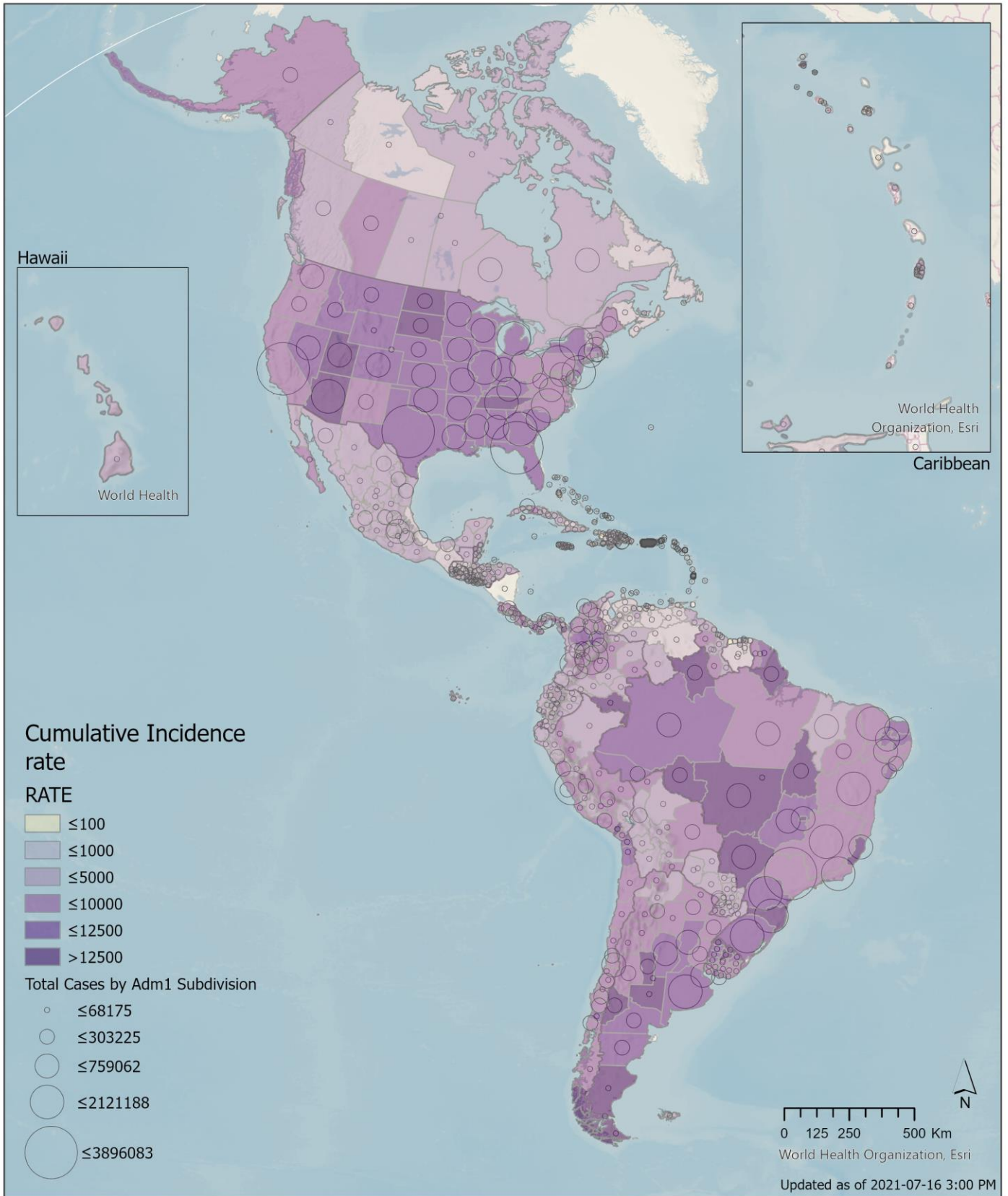
¹² Reported to PAHO/WHO by the National IHR Focal Point of the United States on 3 May 2021

¹³ The Schengen Area includes Austria, Belgium, Czech Republic, Denmark, Estonia, Finland, France, Germany, Greece, Hungary, Iceland, Italy, Latvia, Liechtenstein, Lithuania, Luxembourg, Malta, Netherlands, Norway, Poland, Portugal, Slovakia, Slovenia, Spain, Sweden, and Switzerland

¹⁴ <https://bit.ly/36E1qZV>

¹⁵ <https://bit.ly/36E1qZV>

Map 1. Reported number of cumulative COVID-19 cases in the Region of the Americas and corresponding incidence rate (per 100,000 population) by country/territory. As of 16 July 2021.

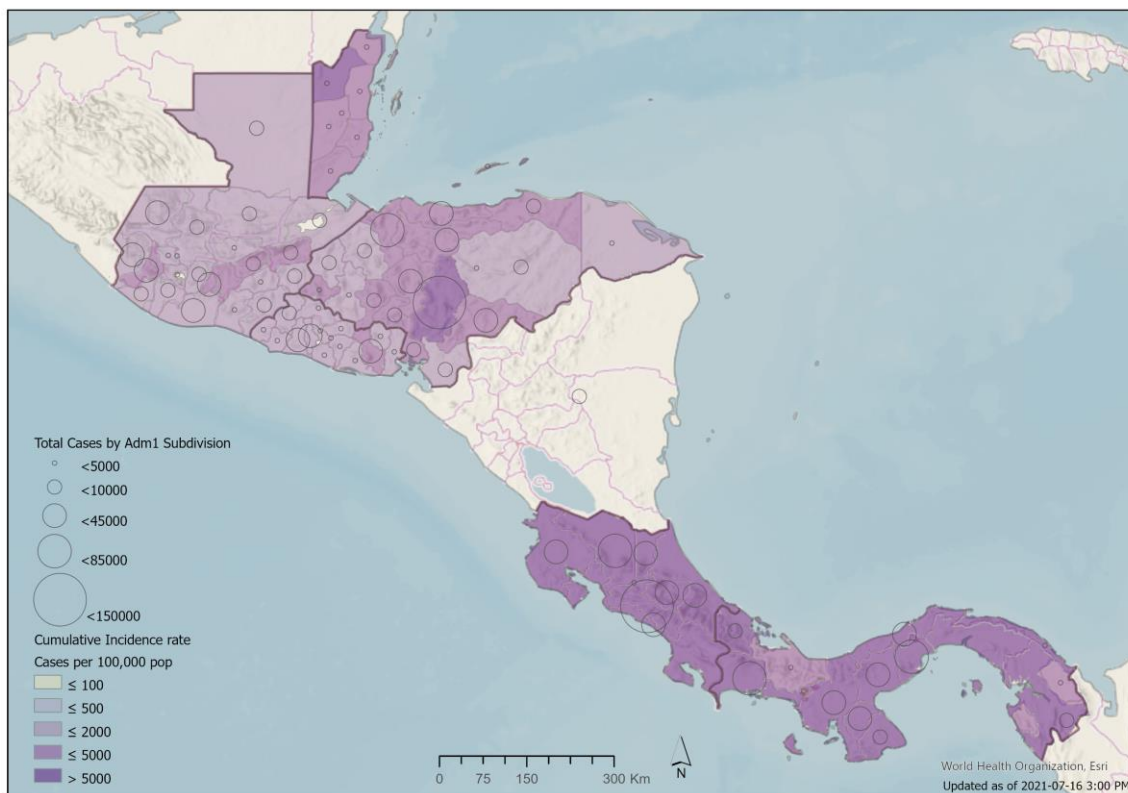


PAHO



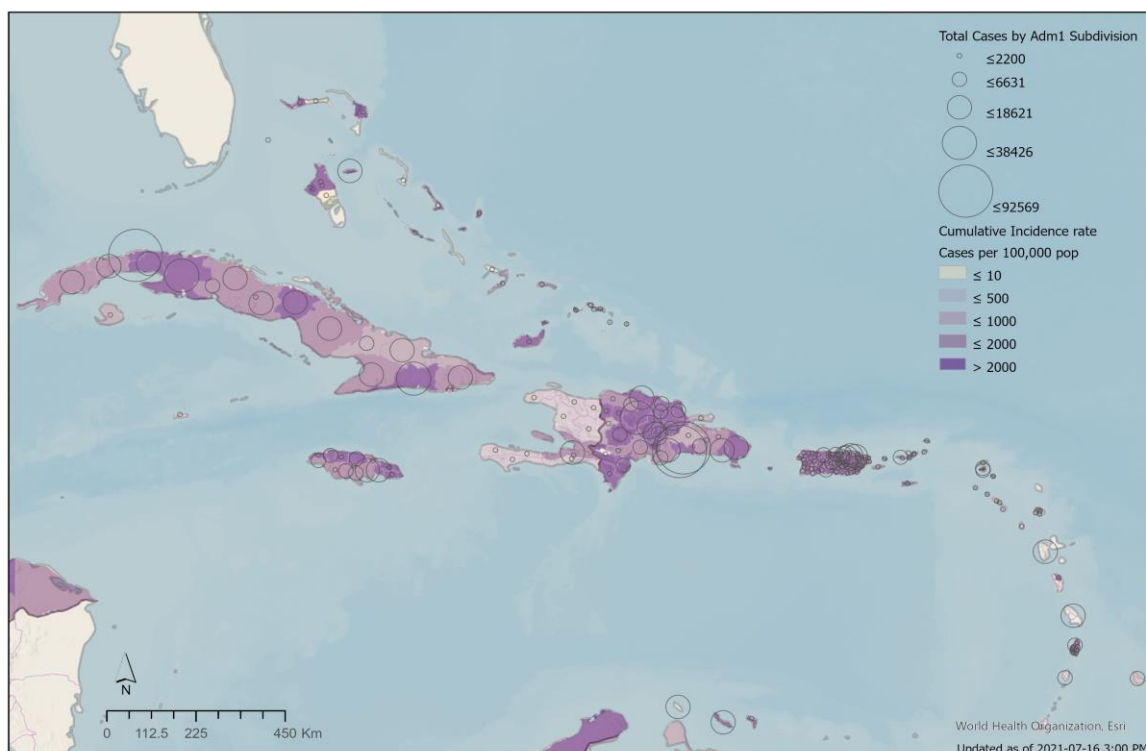
© Pan American Health Organization-World Health Organization 2020. All rights reserved. The designations employed and the presentation of the material in these maps do not imply the expression of any opinion whatsoever on the part of the Secretariat of the Pan American Health Organization concerning the legal status of any country, territory, city or area or of its authorities, or concerning the delimitation of its frontiers or boundaries. Dotted and dashed lines on maps represent approximate border lines for which there may not yet be full agreement.

Map 2. Reported number of cumulative COVID-19 cases in the Central American sub-region and corresponding incidence rate (per 100,000 population) by country/territory (sub-national level). As of 16 July 2021.



© Pan American Health Organization-World Health Organization 2020. All rights reserved.
The designations employed and the presentation of the material in these maps do not imply the expression of any opinion whatsoever on the part of the Secretariat of the Pan American Health Organization concerning the legal status of any country, territory, city or area or of its authorities, or concerning the delimitation of its frontiers or boundaries. Dotted and dashed lines on maps represent approximate border lines for which there may not yet be full agreement.









































Map 3. Reported number of cumulative COVID-19 cases in the Caribbean sub-region and corresponding incidence rate (per 100,000 population) by country/territory (sub-national level). As of 16 July 2021.



© Pan American Health Organization-World Health Organization 2020. All rights reserved.
The designations employed and the presentation of the material in these maps do not imply the expression of any opinion whatsoever on the part of the Secretariat of the Pan American Health Organization concerning the legal status of any country, territory, city or area or of its authorities, or concerning the delimitation of its frontiers or boundaries. Dotted and dashed lines on maps represent approximate border lines for which there may not yet be full agreement.

COVID-19 situation reported by countries and territories in the Americas, as of 16 July 2021

Updated as of 3 PM

Sub-Region	Country/Territory	Cases			Deaths			Transmission Type
		7 Day MA* Trend	Cummulative	7day % change	7 Day MA* Trend	Cummulative	7day % change	
North America	Canada		1,422,246	-22%		26,472	-39%	Community transmission
	Mexico		2,629,648	46%		235,740	6%	Community transmission
	United States of America (the)		33,682,602	75%		603,454	28%	Community transmission
	Subtotal		37,734,496			865,666		
Central America	Belize		13,644	-5%		332	100%	Community transmission
	Costa Rica		388,298	0%		4,857	13%	Community transmission
	El Salvador		82,605	-23%		2,477	10%	Community transmission
	Guatemala		327,755	-25%		9,834	-47%	Community transmission
	Honduras		277,974	-23%		7,391	23%	Community transmission
	Nicaragua		7,044	5%		193	0%	Community transmission
	Panama		419,829	-2%		6,674	35%	Community transmission
Subtotal		1,517,149			31,758			
South America	Argentina		4,719,952	-12%		100,695	-11%	Community transmission
	Bolivia (the Plurinational State of)		459,579	-16%		17,375	-18%	Community transmission
	Brazil		19,262,518	-12%		538,942	-13%	Community transmission
	Chile		1,596,549	-28%		34,309	-19%	Community transmission
	Colombia		4,583,442	-26%		114,833	-8%	Community transmission
	Ecuador		473,647	65%		21,899	31%	Community transmission
	Paraguay		442,207	-14%		14,120	-45%	Community transmission
	Peru		2,088,143	-16%		194,845	-23%	Community transmission
	Uruguay		378,041	-42%		5,865	-39%	Community transmission
	Venezuela (Bolivarian Republic of)		289,362	-5%		3,339	-26%	Community transmission
	Subtotal		34,293,440			1,046,222		

* 7 Day Moving Average
Legend

>50% increase
10% to 50% increase
10 to -10% change
10% to 50% decrease
>50% decrease
































































Caribbean and Atlantic Ocean Islands	Anguilla		112	0%			Imported/Sporadic cases	
	Antigua and Barbuda		1,268	0%		42	0%	Clusters of cases
	Aruba		11,198	76%		108	0%	Community transmission
	Bahamas (the)		13,404	3%		273	138%	Clusters of cases
	Barbados		4,230	200%		48	0%	Community transmission
	Bermuda		2,527	20%		33	0%	Imported/Sporadic cases
	Bonaire		1,641	225%		17	0%	Community transmission
Caribbean and Atlantic Ocean Islands	Cayman Islands		620	400%		2	0%	Imported/Sporadic cases
	Cuba		269,546	62%		1,791	142%	Community transmission
	Curacao		12,537	724%		126	0%	Community transmission
	Dominica		199	-33%				Imported/Sporadic cases
	Dominican Republic (the)		336,693	-11%		3,910	-6%	Community transmission
	Falkland Islands (the)		60	0%				No Cases
	French Guiana		28,803	-5%		163	-33%	Community transmission
	Grenada		163	0%		1	0%	Imported/Sporadic cases
	Guadeloupe		17,982	106%		278	167%	Community transmission
	Guyana		21,274	-16%		506	54%	Community transmission
	Haiti		19,512	-74%		501	-65%	Community transmission
	Jamaica		50,983	27%		1,140	0%	Community transmission
	Martinique		14,964	2235%		102	0%	Community transmission
	Montserrat		21	0%		1	0%	Imported/Sporadic cases
	Puerto Rico		141,284	91%		2,560	133%	Community transmission
	Saba		7	0%				No cases
	Saint Barthelemy		1,057	267%		1	0%	Clusters of cases
	Saint Kitts and Nevis		544	-62%		3	0%	Community transmission
	Saint Lucia		5,455	13%		87	100%	Community transmission
	Saint Martin		2,523	94%		30	-50%	Community transmission
	Saint Pierre and Miquelon		26	0%				Imported/Sporadic cases
	Saint Vincent and the Grenadines		2,258	42%		12	0%	Community transmission
	Sint Eustatius		20	0%				No cases
	Sint Maarten		2,659	73%		34	-100%	Community transmission
	Suriname		23,861	-19%		602	22%	Community transmission
	Trinidad and Tobago		35,428	-2%		969	-30%	Community transmission
	Turks and Caicos		2,446	220%		18	0%	Clusters of cases
	Virgin Islands (UK)		1,993	12%		8	150%	Community transmission
	Virgin Islands (US)		4,119	49%		32	-100%	Community transmission
		Subtotal		1,031,417			13,398	
	Total		74,576,502			1,957,044		

Table notes on the next page

NOTES: Case and death counts may include both confirmed and probable classifications depending on the reporting Member State.

- Antibody tests, including rapid diagnostic tests (RDTs) based on antibody detection, are not recommended for use by PAHO/WHO in clinical diagnosis. Antigen-detecting RDTs may be used following the WHO 11 September 2020 Guidance, available at: <https://bit.ly/2FxK2fs>.
- Data is updated on a weekly basis for Guadeloupe, Martinique, Nicaragua, Saint Barthelemy, Saint Martin, and Saint Pierre and Miquelon.
- As of 11 November 2020, the previously aggregated Bonaire, Saba and Sint Eustatius are now being presented separately in the table.
- *A dispute exists between the Governments of Argentina and the United Kingdom of Great Britain and Northern Ireland concerning sovereignty over the Falkland Islands (the) (Malvinas)

Argentina: On 14 March 2021, due to daylight savings time observed in Eastern Standard Time zone, the Argentina data is no longer published by 3:00PM EST same day and is henceforth included in the following day table. Between 22 February and 14 March 2021, the data had corresponded to the same date.

Bahamas: According to the latest Bahamas Ministry of Health (MoH) publication, there are a total of 22 additional deaths under investigation, available at: <https://bit.ly/3wh84Aq>.

Ecuador: According to a 6 September Ecuador Ministry of Public Health press release, only cases confirmed by RT-PCR will be reported; previously, cases who tested positive by either RT-PCR or RDTs were reported, resulting in the exclusion of 8,956 cases. Available at: <https://bit.ly/3h2EWEA> , , ,

El Salvador: Cumulative cases and deaths as published by the Government of El Salvador: <https://covid19.gob.sv/>. The government presents a retroactively adjusted epidemiological curve of daily cases on the same dashboard.

Guadeloupe: Deaths are aggregated for Guadeloupe, Saint Martin and Saint Barthelemy in Santé Publique France weekly publications; death counts for Guadeloupe are calculated subtracting deaths in Saint Martin and Saint Barthelemy. Available at: <https://bit.ly/39UMysd>

Jamaica: According to the latest Jamaica Ministry of Health and Wellness press release, there are a total of 110 additional deaths under investigation, available at: <https://bit.ly/3aAwlJo>

Mexico: On 1 June 2021, the Mexico Ministry of Health reported 4,272 deaths in 24 hours. Of these, 3,924 were reported in 2020 and the remaining were reported in 2021. Available at: <https://bit.ly/3pfdMA8>

Nicaragua: Please note there are discrepancies with the data published by the Citizen's Observatory COVID-19 Nicaragua as of 9 July 2021. Available at: <https://bit.ly/3pw7ZVR>

Peru: Aggregated case total as reported by the Peru MoH; latest disaggregated data available is 618,346 by RT-PCR + 533,355 by antigen tests + 936,442 by other RDTs. Antibody tests, including RDTs based on antibody detection, are not recommended for use by PAHO/WHO in clinical diagnosis. Antigen-detecting RDTs may be used following the WHO 11 September 2020 Guidance, available at: <https://bit.ly/3fJVKTM>. On 31 May 2021, the Government of Peru announced that, after revision, the death toll was 180,764 deaths as of 22 May 2021, available at: <https://bit.ly/3fyGj8V>. The number of cumulative deaths reported prior to the revision, on 30 May, was 69,342, available at: <https://bit.ly/3pkar2U>.

Puerto Rico: Aggregated case total as reported by the Puerto Rico Department of Health (DoH); 123,775 were positive by RT-PCR and 17,509 were positive by antigen tests; previously, cases who tested positive by either RT-PCR or serological RDTs were reported, resulting in the exclusion of 33,965 cases. Available at: <https://bit.ly/3AXY7KU>

United States of America: Case and death counts include both confirmed and probable classifications, as published on the U.S. Centers for Disease Control and Prevention (US CDC) website on 16-July. Excludes American Samoa, Federated States of Micronesia, Guam, Commonwealth of the Northern Marianas, Puerto Rico, Palau, Republic of Marshall Islands and the United States Virgin Islands. Case and death counts may differ from other US CDC data sources because these are provisional counts which are subject to change, including updates to data reported previously, adjustments can occur. Sources: <https://bit.ly/2RSpap5> and <https://bit.ly/2RVl2n6>.

Uruguay: According to the latest Uruguay Ministry of Public Health report, the total notes 08 positive cases reported in the last 24 hours were excluded from the total. Available at: <https://bit.ly/2ULpCqt>.

DATA ADJUSTMENTS: Differences in the total number of cases and/or deaths and respective % increases reflect the following adjustment(s):

Bahamas: Cases and deaths were retrospectively adjusted for 14-15 July 2021 to align with the Bahamas Ministry of Health indicating 13,274 and 13,335 cases including 256 and 261 deaths, respectively. Available at: <https://bit.ly/3kElvGH> and <https://bit.ly/3ihrhMC>

French Guiana: Cases were retrospectively adjusted for 15 July 2021 to align with the French Guiana Regional Health Agency indicating 28,714 cases. Available at: <https://bit.ly/3z2NvZx>

Haiti: Cases and deaths were retrospectively adjusted for 11-12 July 2021 to align with the Haiti Ministry of Health data from 8-9 July indicating 19,457 and 19,512 cases including 496 and 501 deaths, respectively. Available at <https://bit.ly/3wkAmmi> and <https://bit.ly/2VRGf4o>