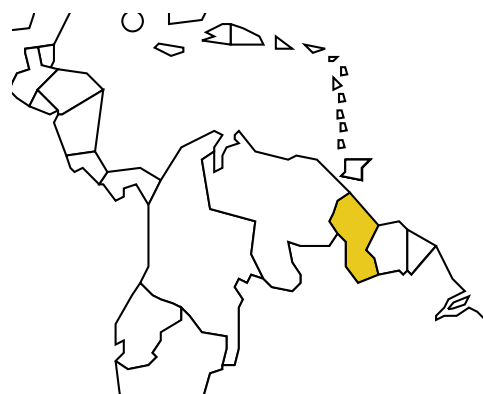


GUYANA

Population: **737 906**

Income group: **Middle**

Gross national income per capita: **\$1 300**



INSTITUTIONAL FRAMEWORK	
Lead agency Funded in national budget	Ministry of Home Affairs Yes
National road safety strategy Measurable targets Funded	No n/a n/a

NATIONAL LEGISLATION	
Speed limits set nationally Local authorities can set lower limits Maximum limit urban roads Enforcement ^a	Yes No 48 km/h 0 1 2 3 4 5 6 7 8 9 10
Drink-driving law BAC limit – general population BAC limit – young or novice drivers Random breath testing and/or police checkpoints Road traffic deaths involving alcohol Enforcement ^a	Yes 0.08 g/dl 0.08 g/dl Yes — —
Motorcycle helmet law Applies to all riders Helmet standards mandated Helmet wearing rate Enforcement ^a	Yes Yes^b No — 0 1 2 3 4 5 6 7 8 9 10
Seat-belt law Applies to all occupants Seat-belt wearing rate Enforcement ^a	Yes No — 0 1 2 3 4 5 6 7 8 9 10
Child restraints law Enforcement ^a	Yes 0 1 2 3 4 5 6 7 8 9 10

^a Enforcement score represents consensus based on professional opinion of respondents, on a scale of 0 to 10 where 0 is not effective and 10 is highly effective.

^b Some exceptions.

VEHICLE STANDARDS	
<i>No car manufacturers</i>	
ROAD SAFETY AUDITS	
Formal audits required for major new road construction projects	No
Regular audits of existing road infrastructure	Yes
PROMOTING ALTERNATIVE TRANSPORT	
National policies to promote walking or cycling	No
National policies to promote public transportation	No

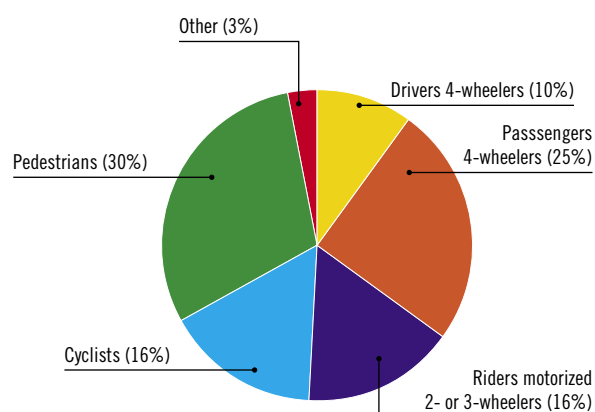
POST-CRASH CARE	
Formal, publicly available pre-hospital care system	Yes
National universal access number	n/a

DATA
Reported road traffic fatalities (2007) 207^c (74% males, 25% females)
Reported non-fatal road traffic injuries (2006) 1 356^d
Costing study available Yes (deaths and injuries)

^c Police data, defined as death resulting from injuries due to a road accident event (time period not specified).

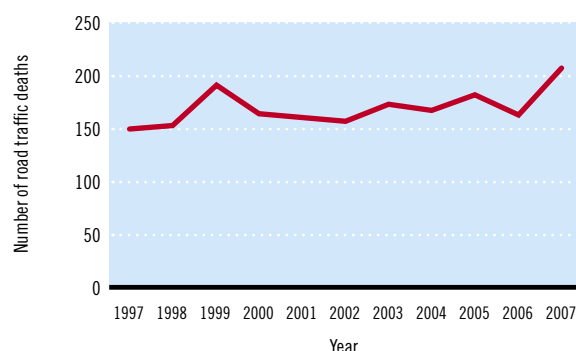
^d Ministry of Home Affairs data.

DEATHS BY ROAD USER CATEGORY



Source: 2007, Guyana Police Force – Traffic Headquarters

TRENDS IN ROAD TRAFFIC DEATHS



Source: Traffic Headquarters

REGISTERED VEHICLES	
127 825 total (2008)	
Motorcars	35%
Motorized 2- and 3-wheelers	29%
Minibuses, vans, etc. (seating <20)	15%
Trucks	7%
Other	14%