


GUATEMALA

Population: **13 353 911**

Income group: **Middle**

Gross national income per capita: **\$2 305**



INSTITUTIONAL FRAMEWORK	
Lead agency	Ministry of the Interior, Department of Transit of the National Civil Police
Funded in national budget	Yes
National road safety strategy	No (subnational)
Measurable targets	n/a
Funded	n/a

DATA
Reported road traffic fatalities (2004) 581^b (74% males, 25% females)
Reported non-fatal road traffic injuries (2004) 2 586^c
Costing study available No

^b National Statistical Institute data (mainly from police records), defined as died at the crash scene.

^c National Statistical Institute data (mainly from police records).

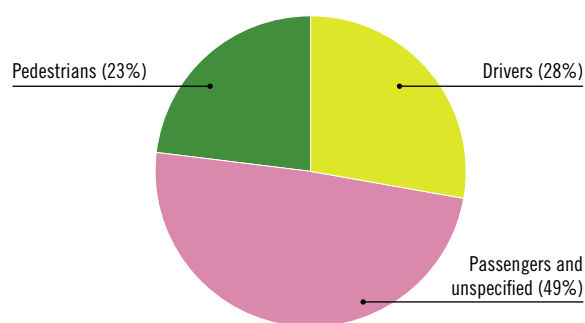
NATIONAL LEGISLATION	
Speed limits set nationally	Yes
Local authorities can set lower limits	Yes
Maximum limit urban roads	10–90 km/h
Enforcement ^a	0 1 2 3 4 5 6 7 8 9 10
Drink-driving law	No (subnational)
BAC limit – general population	n/a
BAC limit – young or novice drivers	n/a
Random breath testing and/or police checkpoints	n/a
Road traffic deaths involving alcohol	—
Enforcement ^a	n/a
Motorcycle helmet law	Yes
Applies to all riders	Yes
Helmet standards mandated	No
Helmet wearing rate	—
Enforcement ^a	0 1 2 3 4 5 6 7 8 9 10
Seat-belt law	Yes
Applies to all occupants	No
Seat-belt wearing rate	—
Enforcement ^a	0 1 2 3 4 5 6 7 8 9 10
Child restraints law	No
Enforcement ^a	n/a

^a Enforcement score represents consensus based on professional opinion of respondents, on a scale of 0 to 10 where 0 is not effective and 10 is highly effective.

VEHICLE STANDARDS	
No car manufacturers	
ROAD SAFETY AUDITS	
Formal audits required for major new road construction projects	No
Regular audits of existing road infrastructure	No
PROMOTING ALTERNATIVE TRANSPORT	
National policies to promote walking or cycling	No
National policies to promote public transportation	No (subnational)

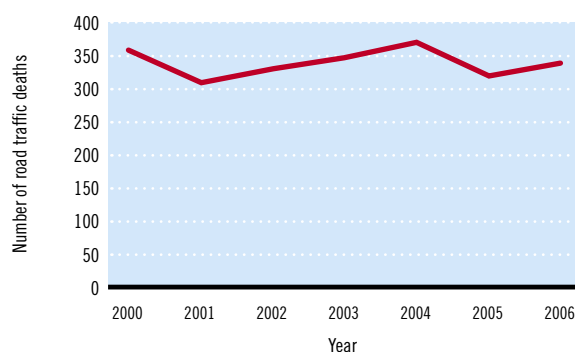
POST-CRASH CARE	
Formal, publicly available pre-hospital care system	No
National universal access number	n/a

DEATHS BY ROAD USER CATEGORY



Source: 2004, National Civil Police, Institute of National Statistics

TRENDS IN ROAD TRAFFIC DEATHS



Source: Vital Statistics

REGISTERED VEHICLES	
1 613 796 total (2008)	
Motorcars	28%
Motorized 2- and 3-wheelers	24%
Minibuses, vans, etc. (seating <20)	11%
Trucks	7%
Buses	5%
Non-motorized vehicles	<1%
Other	23%
Unspecified	2%