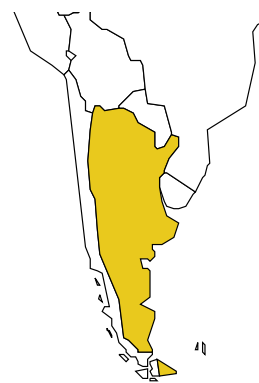


ARGENTINA

Population: **39 531 115**

Income group: **Middle**

Gross national income per capita: **\$6 050**



INSTITUTIONAL FRAMEWORK	
Lead agency Funded in national budget	National Road Safety Agency Yes
National road safety strategy Measurable targets Funded	Yes Yes No

NATIONAL LEGISLATION	
Speed limits set nationally Local authorities can set lower limits Maximum limit urban roads Enforcement ^a	Yes Yes 40–60 km/h 0 1 2 3 4 5 6 7 8 9 10
Drink-driving law BAC limit – general population BAC limit – young or novice drivers Random breath testing and/or police checkpoints Road traffic deaths involving alcohol Enforcement ^a	Yes 0.05 g/dl 0.05 g/dl Yes — 0 1 2 3 4 5 6 7 8 9 10
Motorcycle helmet law Applies to all riders Helmet standards mandated Helmet wearing rate Enforcement ^a	Yes Yes Yes 13% ^b 0 1 2 3 4 5 6 7 8 9 10
Seat-belt law Applies to all occupants Seat-belt wearing rate Enforcement ^a	Yes Yes 48% ^{b,c} 0 1 2 3 4 5 6 7 8 9 10
Child restraints law Enforcement ^a	No n/a

^a Enforcement score represents consensus based on professional opinion of respondents, on a scale of 0 to 10 where 0 is not effective and 10 is highly effective.

^b 2005, Argentina National Risk Factor survey.

^c Front seats only.

VEHICLE STANDARDS	
Car manufacturers required to adhere to standards on Fuel consumption Seat-belt installation for all seats	Yes Yes
ROAD SAFETY AUDITS	
Formal audits required for major new road construction projects Regular audits of existing road infrastructure	No No
PROMOTING ALTERNATIVE TRANSPORT	
National policies to promote walking or cycling National policies to promote public transportation	No (subnational) No

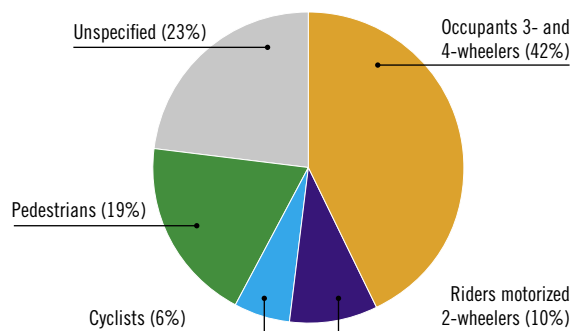
POST-CRASH CARE	
Formal, publicly available pre-hospital care system National universal access number	Yes No

DATA
Reported road traffic fatalities (2006) 4 063 ^d (75% males, 25% females)
Reported non-fatal road traffic injuries (2007) 174 339 ^e
Costing study available Yes (deaths and injuries)

^d Health data, defined as died at the scene of the crash. National Registry of Transit Records (RENAT) reported 4 175 deaths in 2007.

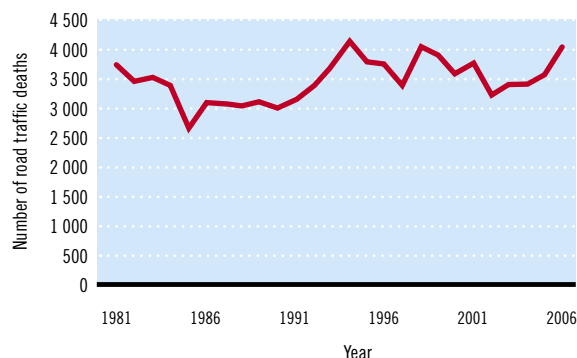
^e Health data.

DEATHS BY ROAD USER CATEGORY



Source: Ministry of Health Argentina, 2006

TRENDS IN ROAD TRAFFIC DEATHS



Source: The Health Statistics and Information Office, the Department of Policies, Regulation, and Institutes at the National Ministry of Health, Argentina

REGISTERED VEHICLES
12 399 887 total (2007) Registered vehicle types: data not available