

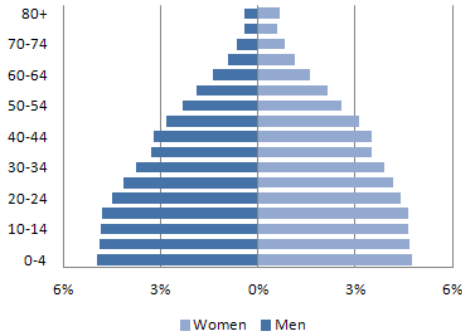


# COLOMBIA: CARDIOVASCULAR DISEASES PROFILE



## DEMOGRAPHIC AND SOCIOECONOMIC PROFILE

### (1) POPULATION PYRAMID (2010)



(2) Total population (2010): 46,294,841

(3) Percentage of population aged 30-69 years (2010): 41.1

(4) Life expectancy at birth (years) (2013):  
Total: 74.0 Male: 70.4 Female: 77.7

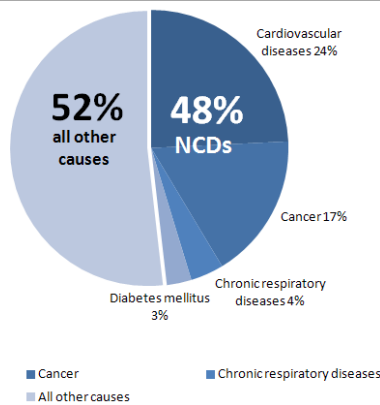
(5) Literate population (15+ years old) (%) (2011): 93.6

(6) Gross national income (2012):  
Current value (US\$ per capita): 6,990  
Purchasing power parity value (international dollars): 10,110

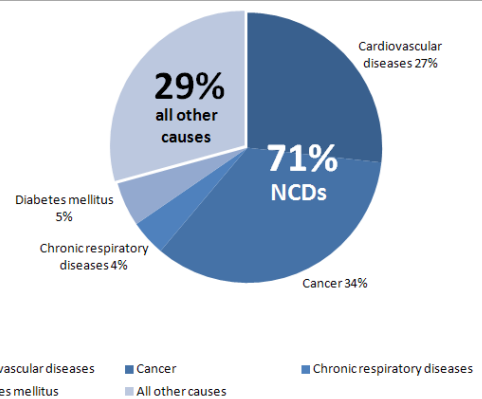
Sources: (1-2): United Nations Population Division. World Population Prospects: The 2010 Revision, New York, 2011; (3-6): PAHO/WHO. Health Situation in the Americas: Basic Indicators 2013. [Internet] Washington, D.C, United States of America, 2013. [Accessed on Feb 20, 2014]. Available from: <http://bit.ly/1jMhEzO>

## ALL CAUSE PREMATURE DEATHS (2010)

### MALE (30-69 yrs)



### FEMALE (30-69 yrs)

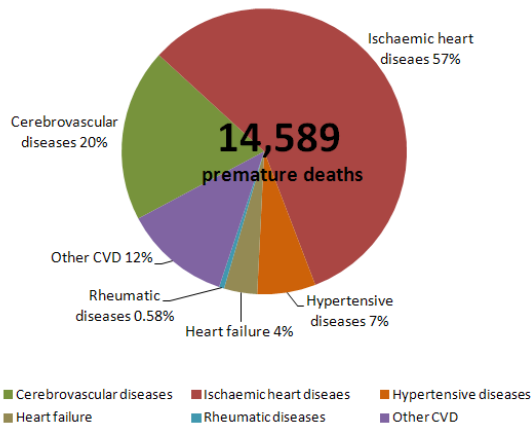


Total premature deaths: 60,178  
4 NCDs premature deaths: 28,996

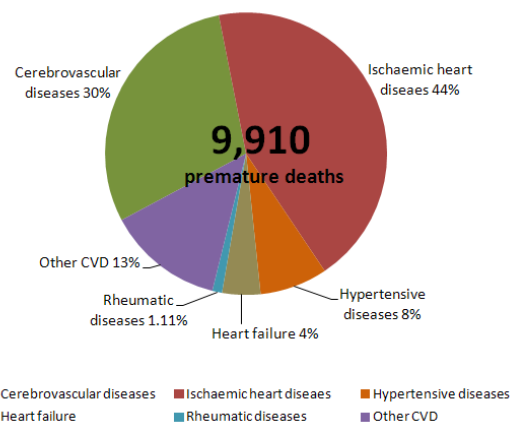
Total premature deaths: 37,047  
4 NCDs premature deaths: 26,203

## CARDIOVASCULAR DISEASES PREMATURE DEATHS (2010)

### MALE (30-69 yrs)



### FEMALE (30-69 yrs)

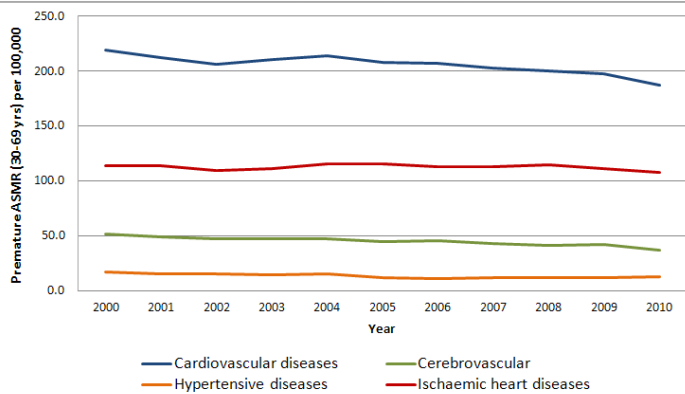


Notes: NCDs: Noncommunicable diseases; CVD: Cardiovascular diseases.

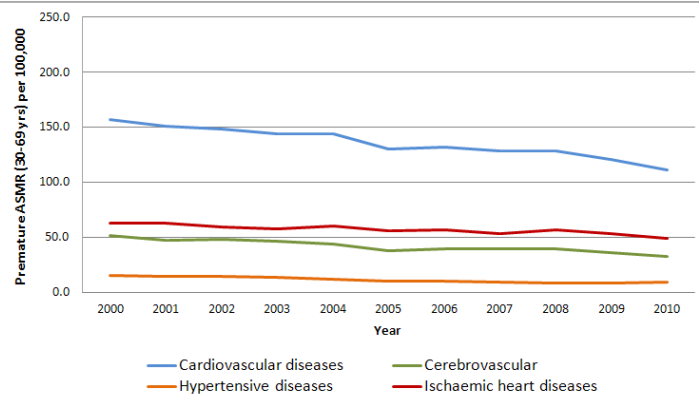
Source: PAHO/WHO Mortality information system 2014 (ICD-10: Cardiovascular diseases (I00-I99), cerebrovascular diseases (I60-I69), hypertensive diseases (I10-I15), ischaemic heart diseases (I20-I25), cancer (C00-99), diabetes (E10-E14) and chronic respiratory diseases (J30-98)).

## CARDIOVASCULAR DISEASES AGE-STANDARDIZED PREMATURE MORTALITY RATES AND TRENDS (2000-2010)

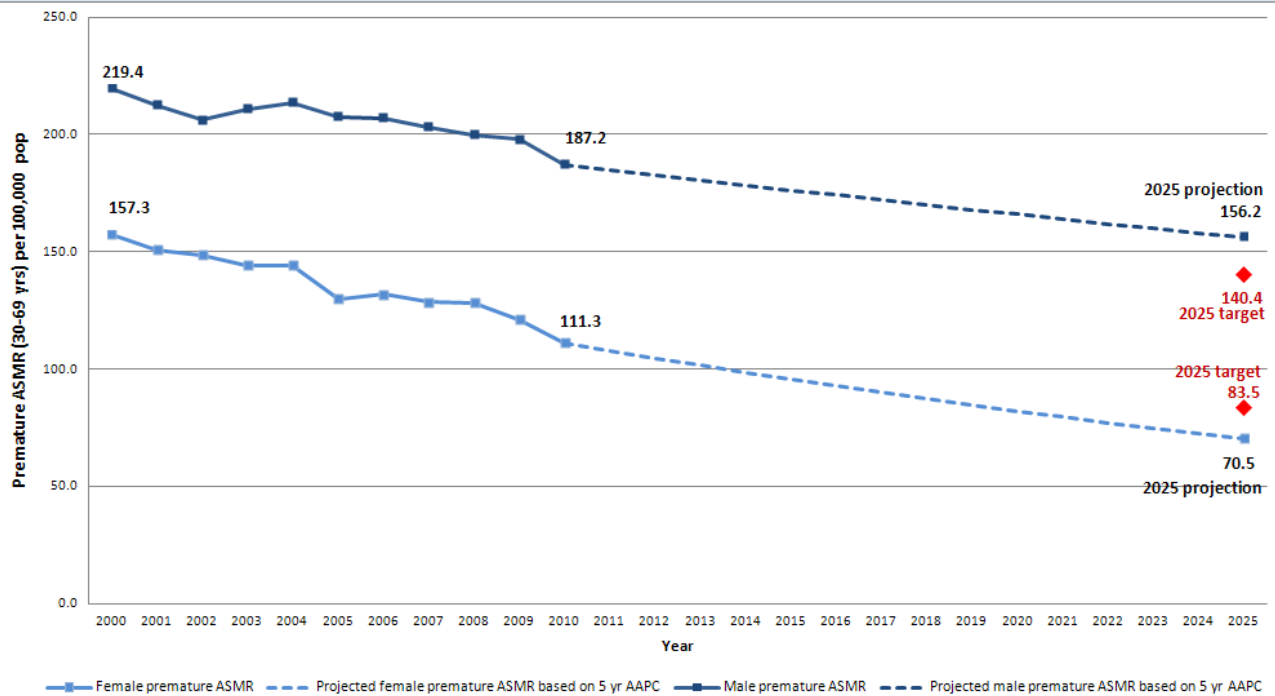
### MALE (30-69 yrs)



### FEMALE (30-69 yrs)



## CARDIOVASCULAR DISEASES AGE-STANDARDIZED PREMATURE MORTALITY TRENDS (2000-2010), 2025 TARGETS AND 2025 PROJECTIONS



Sex	Total CVD premature deaths (2010)	Premature ASMR (2010)	AAPC		2025 target (premature ASMR for a 25% reduction)	2025 projection (premature ASMR based on 5 years AAPC)	Difference between target and projection
			10 years (2001-10)	5years (2006-10)			
Male	14,589	187.2	-1.2*	-1.2*	140.4	156.2	15.8
Female	9,910	111.3	-3.0*	-3.0*	83.5	70.5	-13.0

Notes: CVD: Cardiovascular diseases; Premature ASMR: Age-standardized premature mortality rate (30-69 years of age) per 100,000 pop.; AAPC: Average Annual Percentage Change; \*: The AAPC is significantly different from zero at  $p=0.05$ .

A complete description of the methodology used to produce this country profile is available from: <http://bit.ly/1pQtoU4>.

Source: PAHO/WHO Mortality information system 2014 (ICD-10: Cardiovascular diseases (I00-I99), cerebrovascular diseases (I60-I69), hypertensive diseases (I10-I15), ischaemic heart diseases (I20-I25)).