

Peru

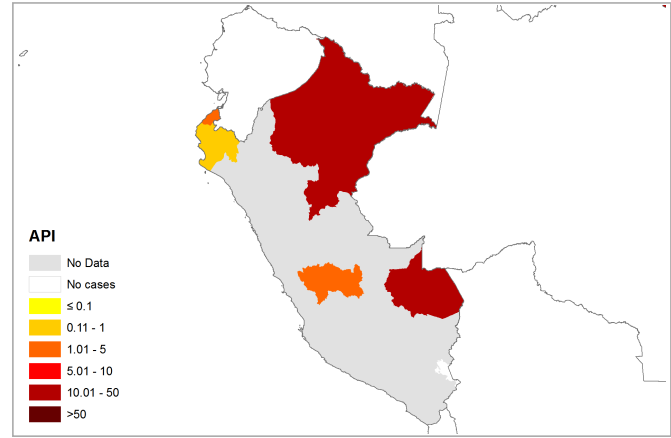
Peru has shown a reduction of 67% in number of malaria cases reported compared to the year 2000, on track to meeting its Millennium Development Goal (MDG) by the year 2015. Deaths due to malaria have also declined and no deaths were reported in 2010 or 2011. The proportion of cases due to *Plasmodium falciparum* and mixed infections has also been falling. No information about species type was available for a proportion of cases in 2008-2010 period.

The state of Loreto, in the Amazon forest region, reported 96% of all cases due to *P. falciparum* and mixed infections, as also 52% of all malaria cases. Tumbes, on the northernmost tip of the country, has also reported an increase in *P. falciparum* cases in recent years. *Anopheles darlingi* is the principal vector in Amazon areas and *A. albimanus* along the northern pacific coastal areas.

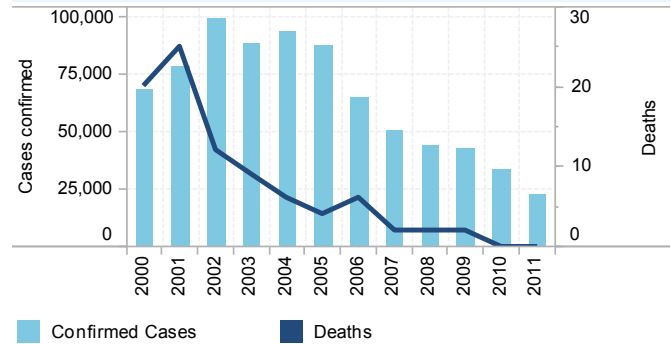
Artesunate and mefloquine combination is used for treatment of *P. falciparum* infections and chloroquine and primaquine for *P. vivax* infections. The proportion of cases in children younger than 15 years old increased from 36% in 2009 to 40% in 2011.

Information about vector control interventions is not available for many years hindering an analysis of the adequacy or trend.

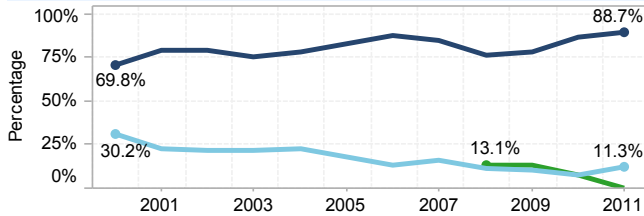
Malaria control is largely funded by the Ministry of Health. Lack of information in recent years prevents from determining the trend. AMI-RAVREDA project is another source of funding



Mortality and morbidity due to malaria, 2000 - 2011



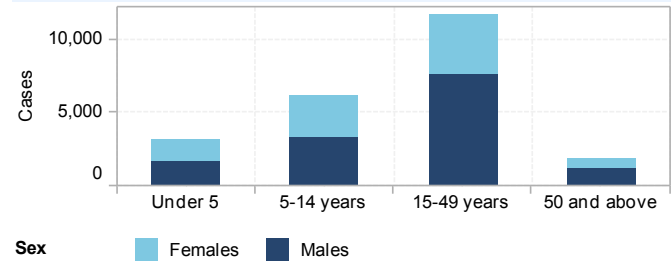
Percentage of malaria cases by species type, 2000 - 2011



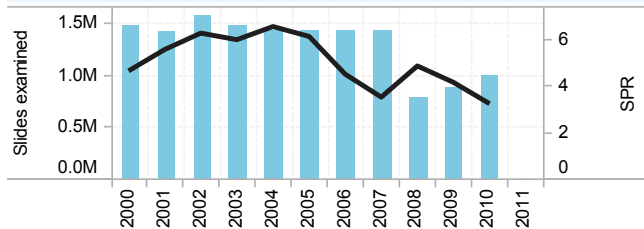
Species

- *P. falciparum* and mixed
- No information
- *P. vivax*

Malaria cases by sex and age, 2011



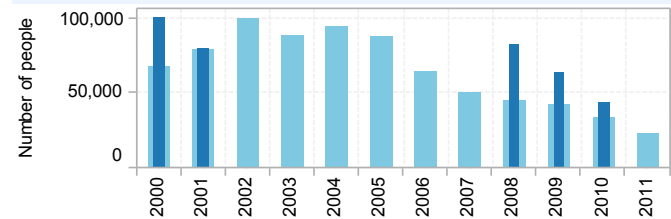
Slides examined and SPR, 2000 - 2011



* No data available for 2011

- SPR
- Slides examined

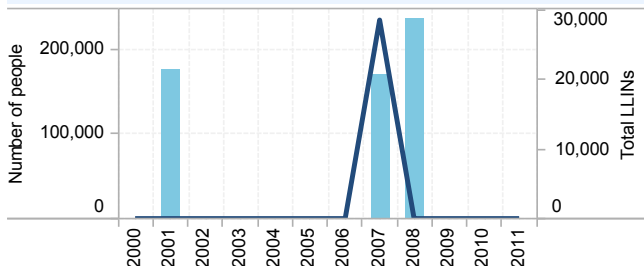
Confirmed malaria cases and patients treated, 2000 - 2011



* No data available for years 2002-2007 and 2011

- First line treatments
- Confirmed Cases

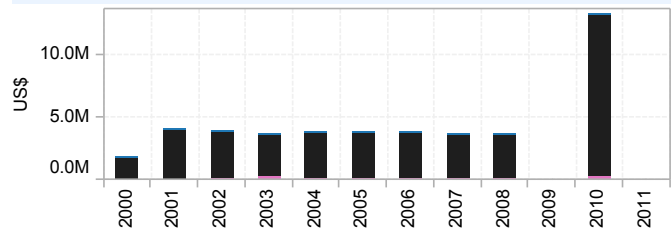
People protected by IRS and LLINs distributed, 2000 - 2011



* No data for IRS available for 2000 and 2002-2006 and for IRS and ITNs for 2009-2011

- Total LLINs
- People protected by IRS

Funding for malaria control, 2000 - 2011



* No data available for 2009 and 2011

- Bilaterals
- UN agencies
- USAID
- The Global Fund
- Government
- World Bank