

# Non-Communicable Disease in Bermuda

Implementation of  
NCD Minimum Dataset  
and  
Beyond



GOVERNMENT OF BERMUDA  
Ministry of Health  

---

**Department of Health**

# NCD Minimum Dataset Completion (2009)

Section	Core Indicators	Expanded Indicators	Optional Indicators
Mortality from NCDs	100.00%		
Prevalence/Incidence of Selected NCDs	100.00%	0.00%	
Risk Factors for Chronic Diseases among Adults	70.59%	0.00%	
Risk Factors for Chronic Diseases among Youth	40.00%		
Health System Performance Indicators	66.67%	70.00%	
Socioeconomic and Context Indicators	40.00%		0.00%

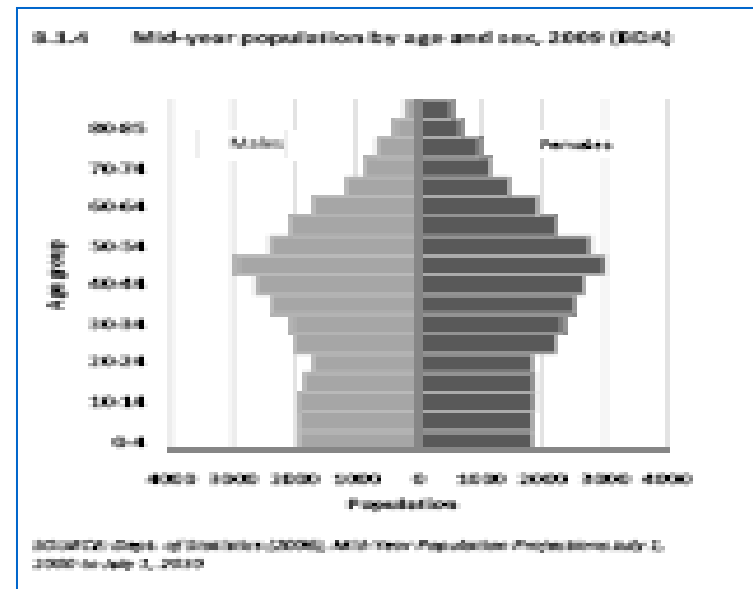
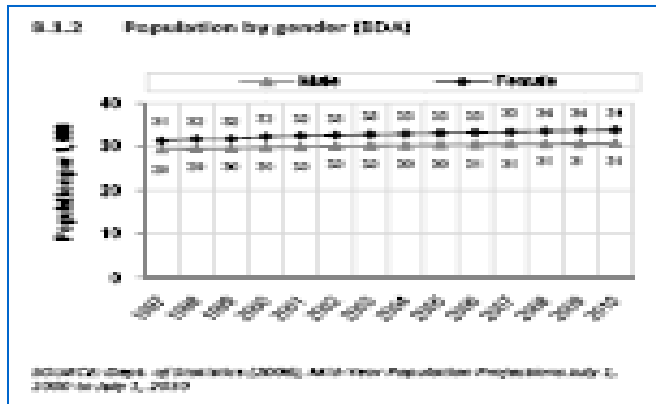
# Related Document - Health in Review



# NCD Minimum Dataset Completion + Health in Review

Section	Core Indicators	Expanded Indicators	Optional Indicators
Mortality from NCDs	100.00%		
Prevalence/Incidence of Selected NCDs	100.00%	0.00%	
Risk Factors for Chronic Diseases among Adults	70.59%	0.00%	
Risk Factors for Chronic Diseases among Youth	80.00%		
Health System Performance Indicators	66.67%	70.00%	
Socioeconomic and Context Indicators	80.00%		0.00%

# Socioeconomic and Context Indicators



**Population below poverty line:**  
 13% below low income threshold  
**Highest 20%/Lowest 20%**  
**income ratio:** not available

# Health System Performance Indicators (2000)

## INSURANCE COVERAGE

Percentage of population covered by Health Insurance

96%

Percentage of population covered by Social Health Insurance

0% 10% 20% 30% 40% 50% 60% 70% 80% 90% 100%

# Health System Performance Indicators (2006)

## SCREENINGS

Percentage of women 25-64 years who have had a pap smear in last 3 years

98%

Percentage of women 45-64 years who have ever had a mammogram

99%

Percentage of persons who had blood pressure checked in last year

87%

Percentage of persons who had blood sugar checked in last year

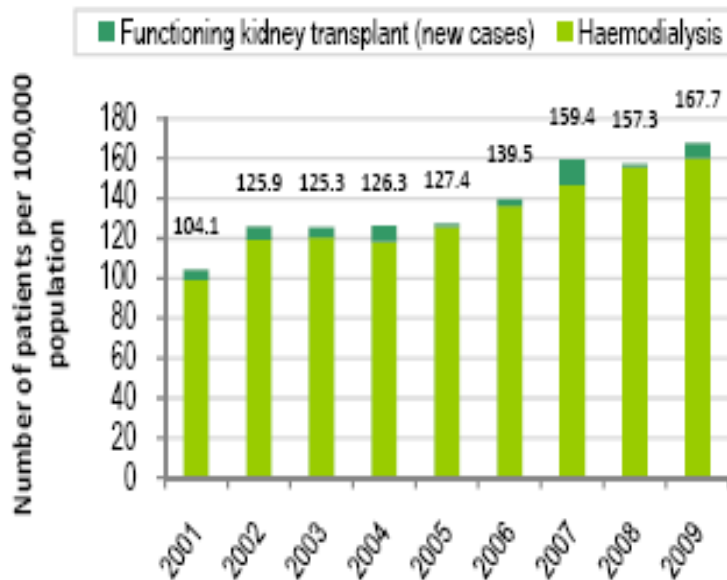
Percentage of persons who had blood cholesterol checked in last year

79%

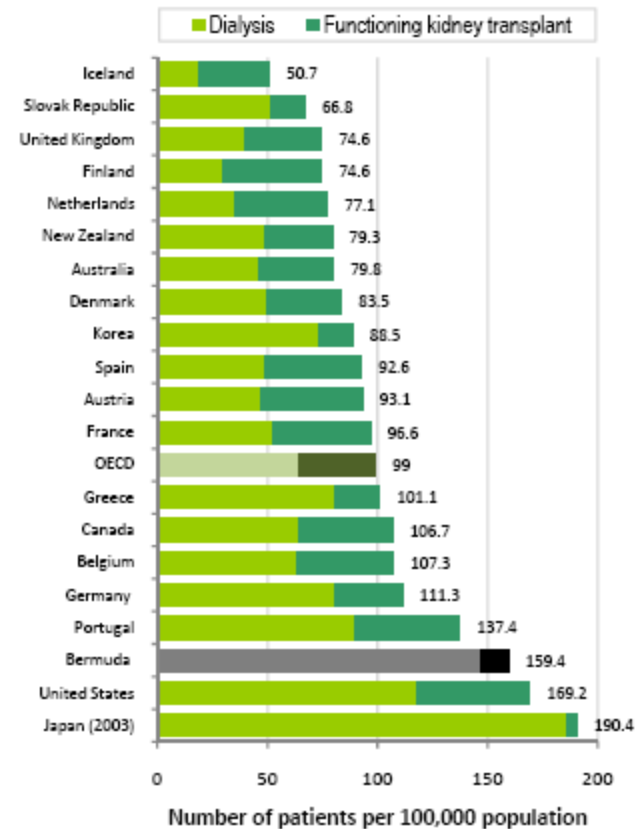
0% 10% 20% 30% 40% 50% 60% 70% 80% 90% 100%

# Health System Performance Indicators (Diabetes)

Percentage of persons on dialysis among adults with diabetes in a given year



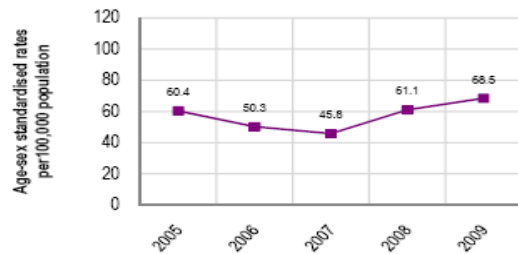
6 1





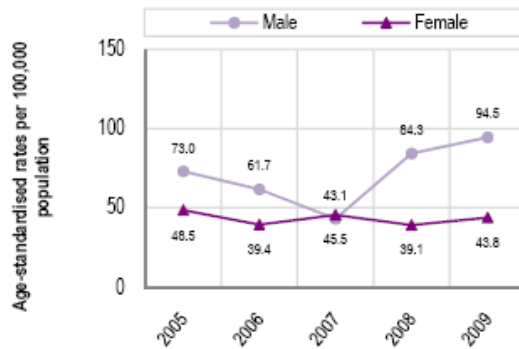
# Health System Performance Indicators (Diabetes)

5.2.1 Diabetes lower extremity amputation rates, population aged 15 and over (BDA)



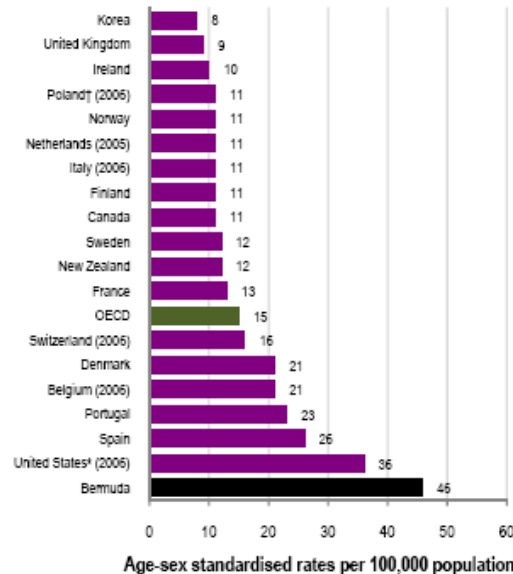
SOURCE: Bermuda Hospitals Board. Rates are age-sex standardised to 2005 OECD population.

5.2.2 Diabetes lower extremity amputation rates, population aged 15 and over, by gender (BDA)



SOURCE: Bermuda Hospitals Board. Rates are age-sex standardised to 2005 OECD population.

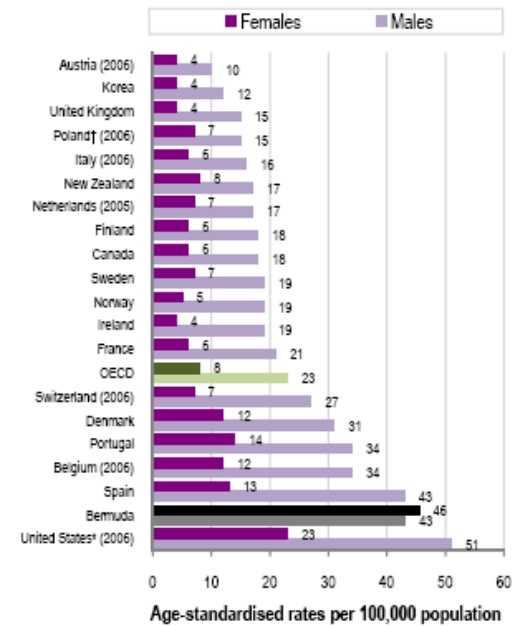
5.2.5 Diabetes lower extremity amputation rates, population aged 15 and over, 2007



\*Does not fully exclude day cases. † Includes transfers from other hospital units, which marginally elevates rates.

SOURCE: OECD Health Care Quality Indicators Data 2009. Rates are age-sex standardised to 2005 OECD population.

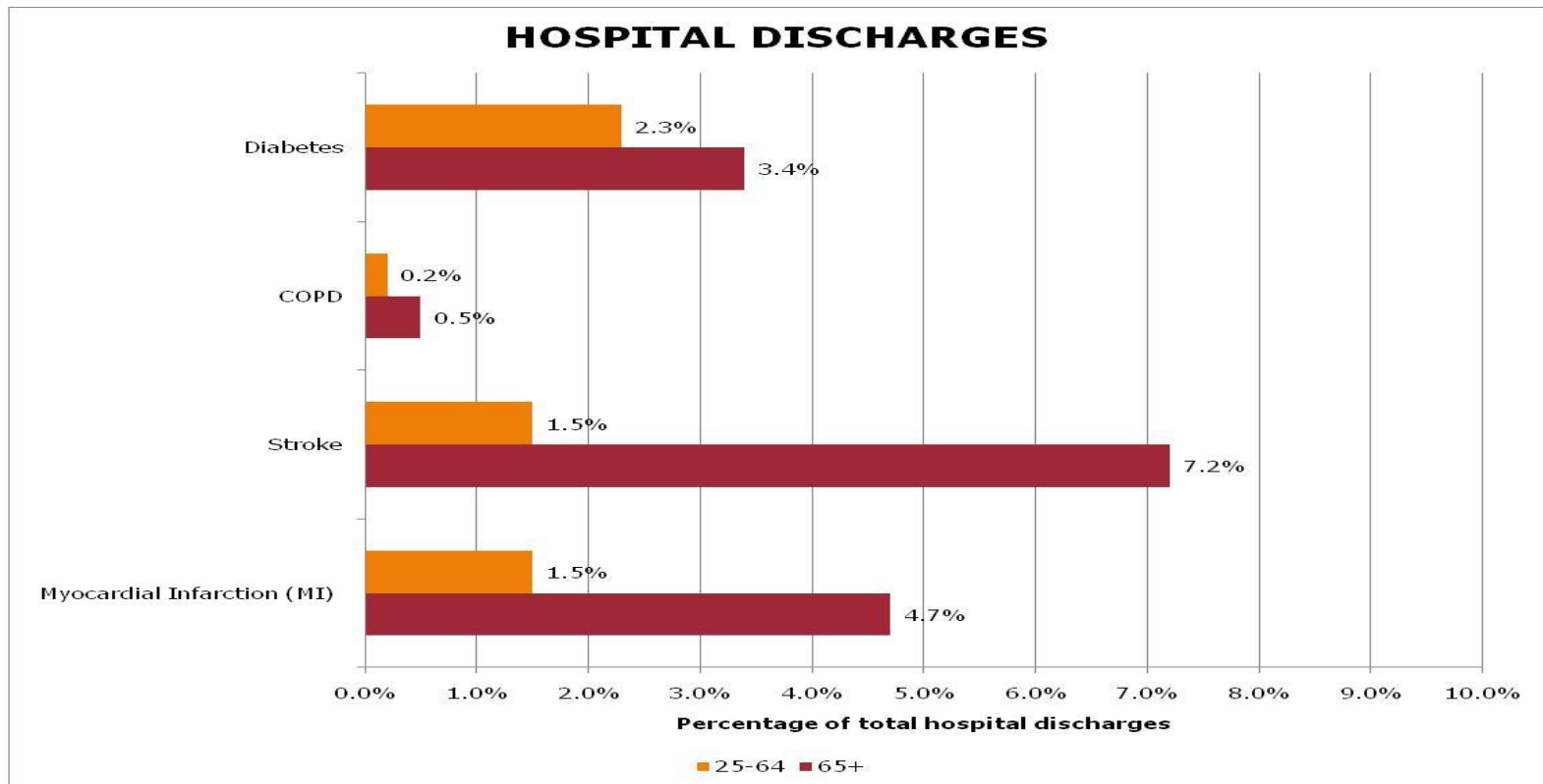
5.2.6 Diabetes lower extremity amputation rates, population aged 15 and over, by gender, 2007



\*Does not fully exclude day cases. † Includes transfers from other hospital units, which marginally elevates rates.

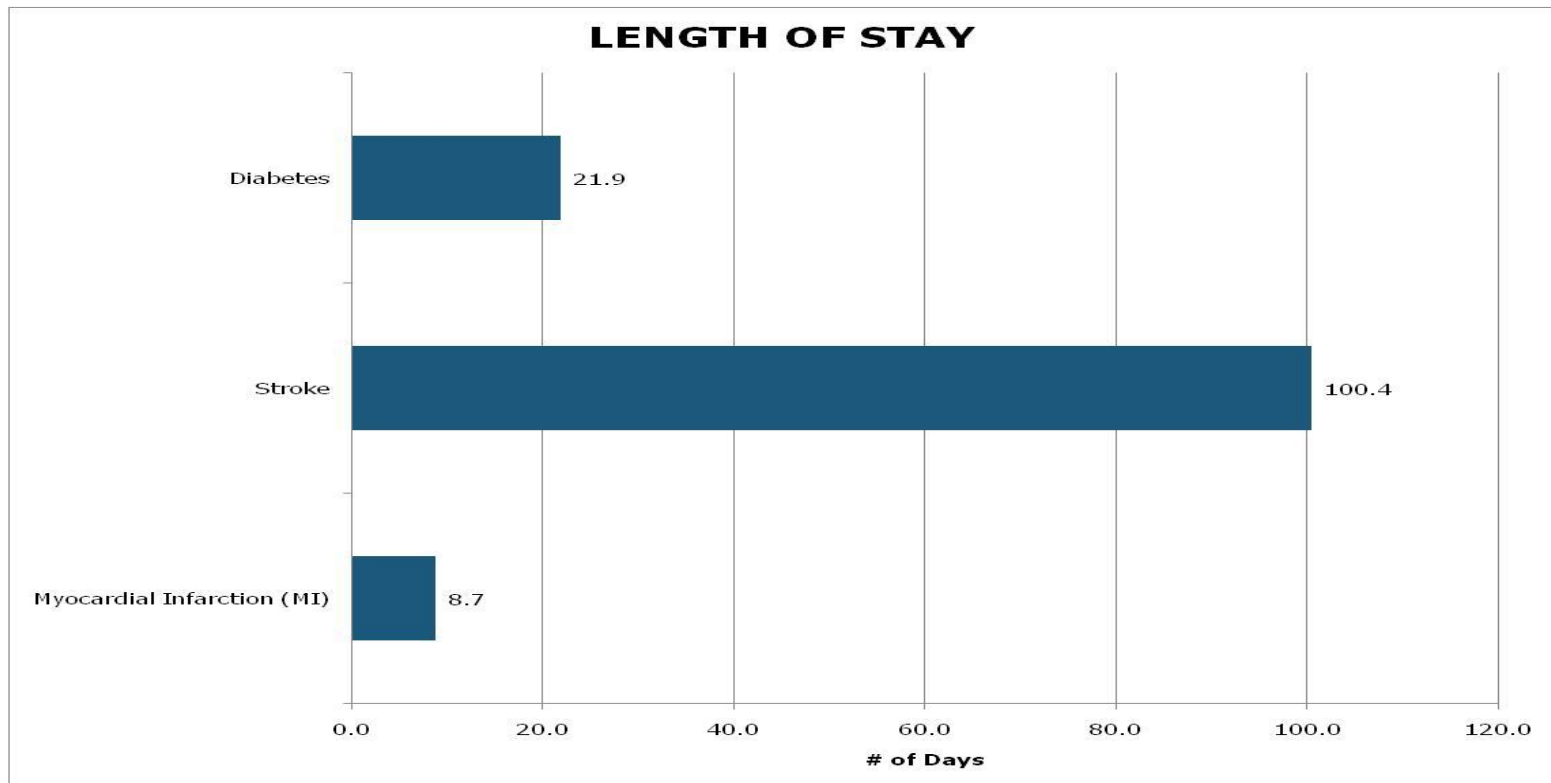
SOURCE: OECD Health Care Quality Indicators Data 2009. Rates are age-sex standardised to 2005 OECD population.

# Health System Performance Indicators (2009) (Hospital Discharges)



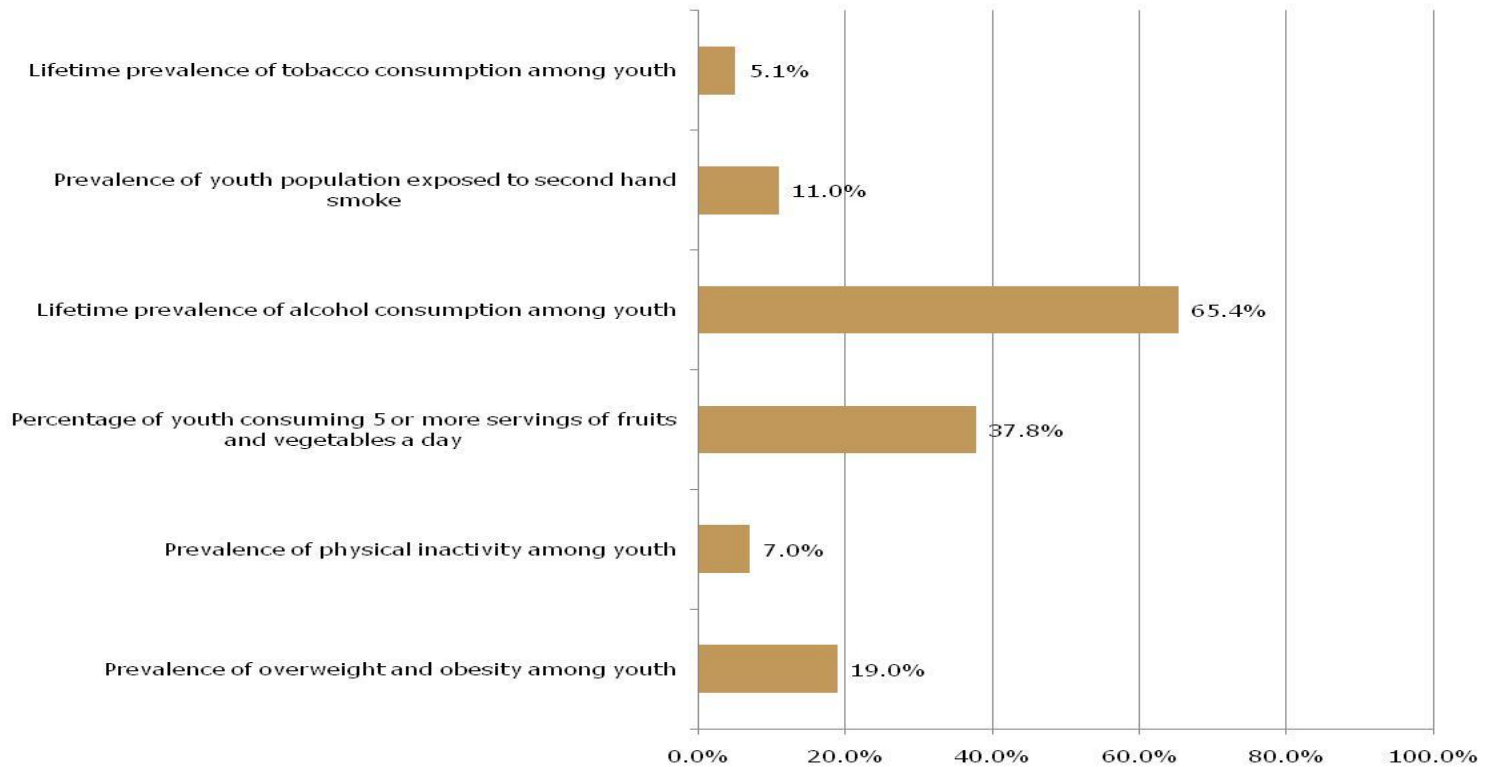
# Health System Performance Indicators (2009)

## (Length of Stay in Hospital)



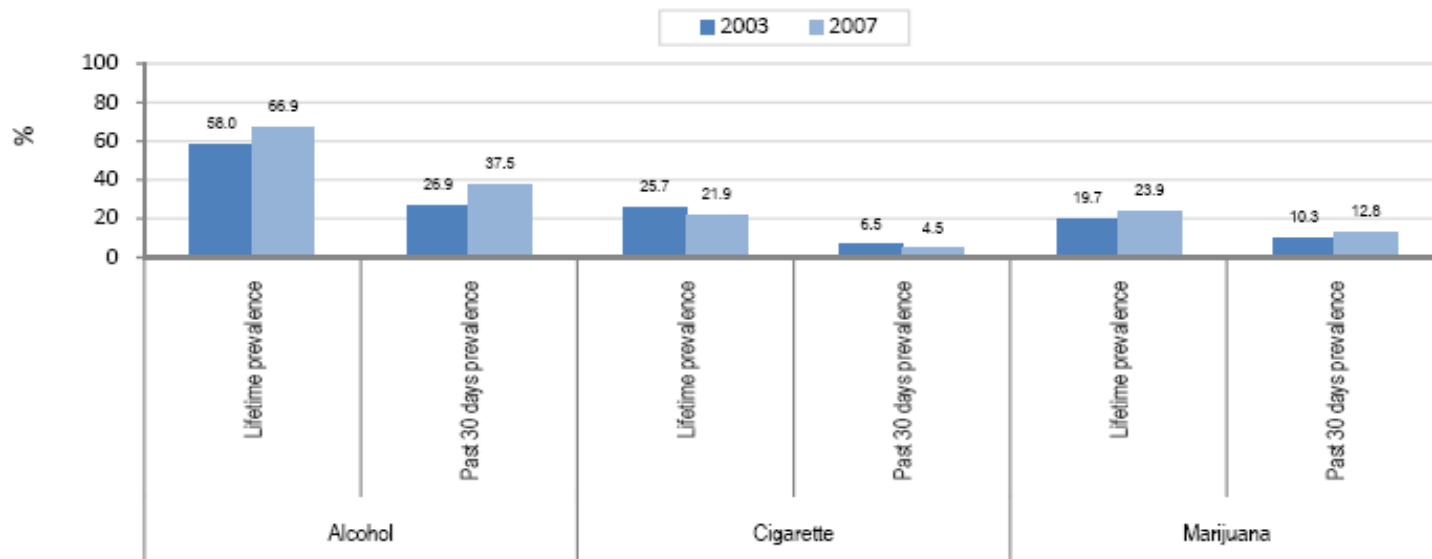
# Risk Factors for Chronic Diseases among Youth (2007)

**RISK FACTORS - YOUTH**



# Risk Factors for Chronic Diseases among Youth (HiR)

2.1.1 Alcohol, cigarette and marijuana consumption by adolescents, 2003 & 2007 (BDA)



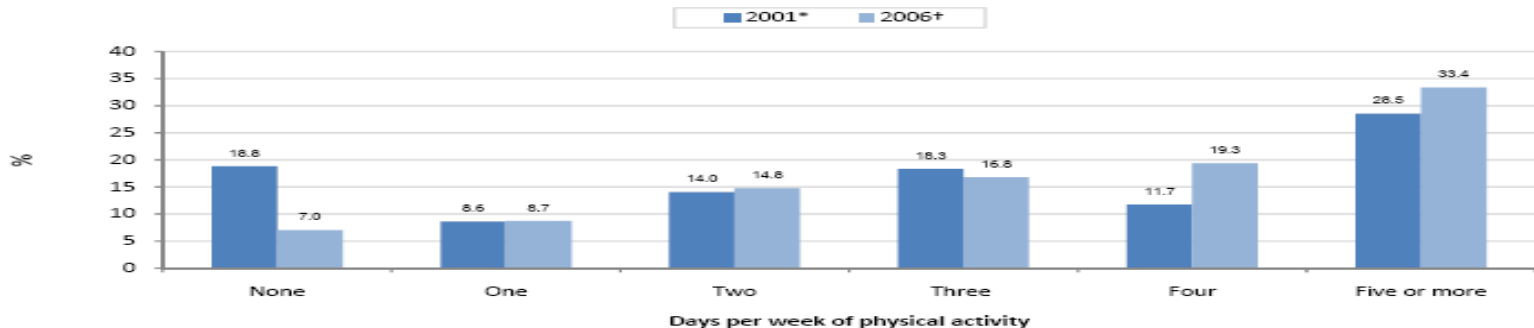
SOURCE: Communities that Care Youth Survey (M2-S4 school children)

# Risk Factors for Chronic Diseases among Youth (HiR)

2.2.1 Daily servings of fruits and vegetables among middle and high school students, 2001 & 2006 (BDA)



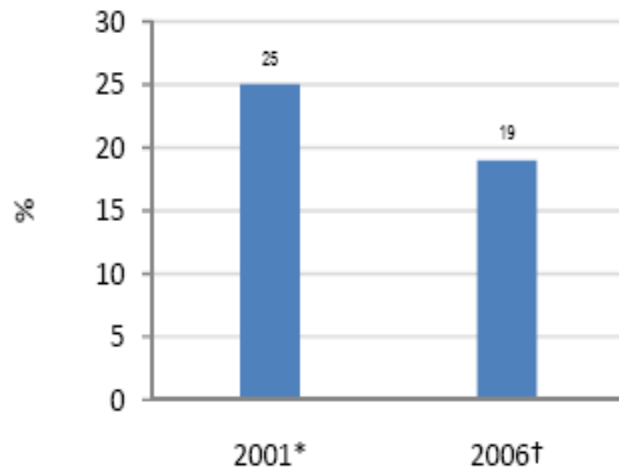
2.2.2 Days of physical activity per week among middle and high school students, 2001 & 2006 (BDA)



SOURCE: \*Department of Health, Personal Wellness Report: Teen Edition, 2001. †Argus Group, Personal Wellness Report: Teen Edition, 2006. NOTE: Participation in 2006 study was too low to draw valid or broad conclusions regarding the health status of Bermuda's teenagers.

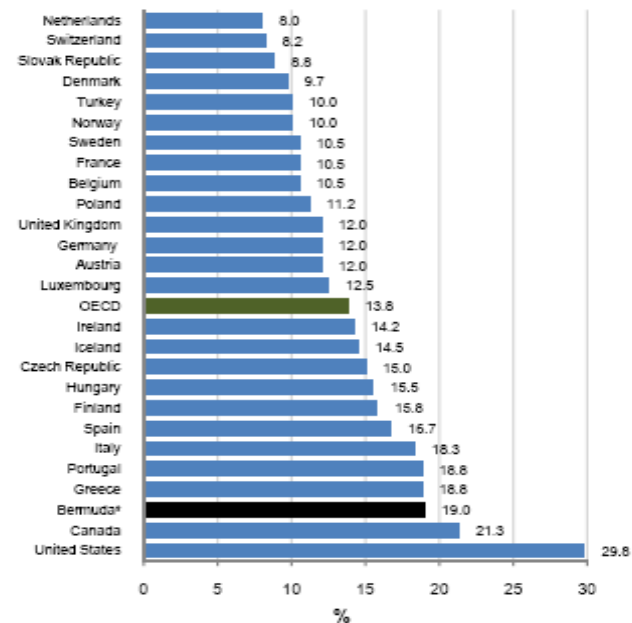
# Risk Factors for Chronic Diseases among Youth (HiR)

2.3.1 Percentage of middle and high school students overweight, 2001 & 2006 (BDA)



SOURCE: \*Department of Health, Personal Wellness Report: Teen Edition, 2001. †Argus Group, Personal Wellness Report: Teen Edition, 2006. NOTE: Participation in 2006 study was too low to draw valid or broad conclusions regarding the health status of Bermuda's teenagers.

2.3.2 Children aged 11-15 years who are overweight or obese, 2005-06



\*Children ranged from age 11-18 years  
SOURCE: OECD Health Data 2008

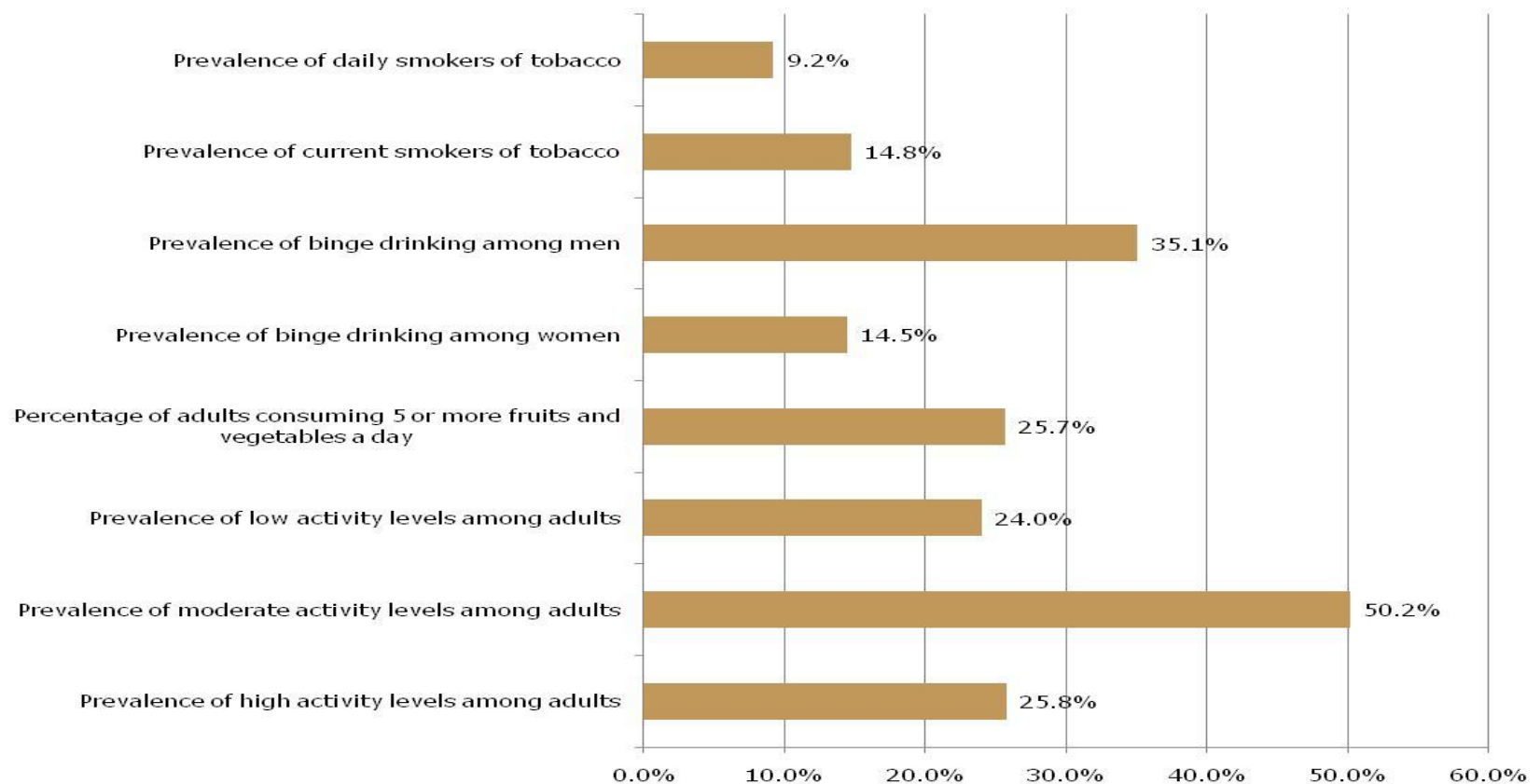
# Move More Bermuda (30 Sec.)



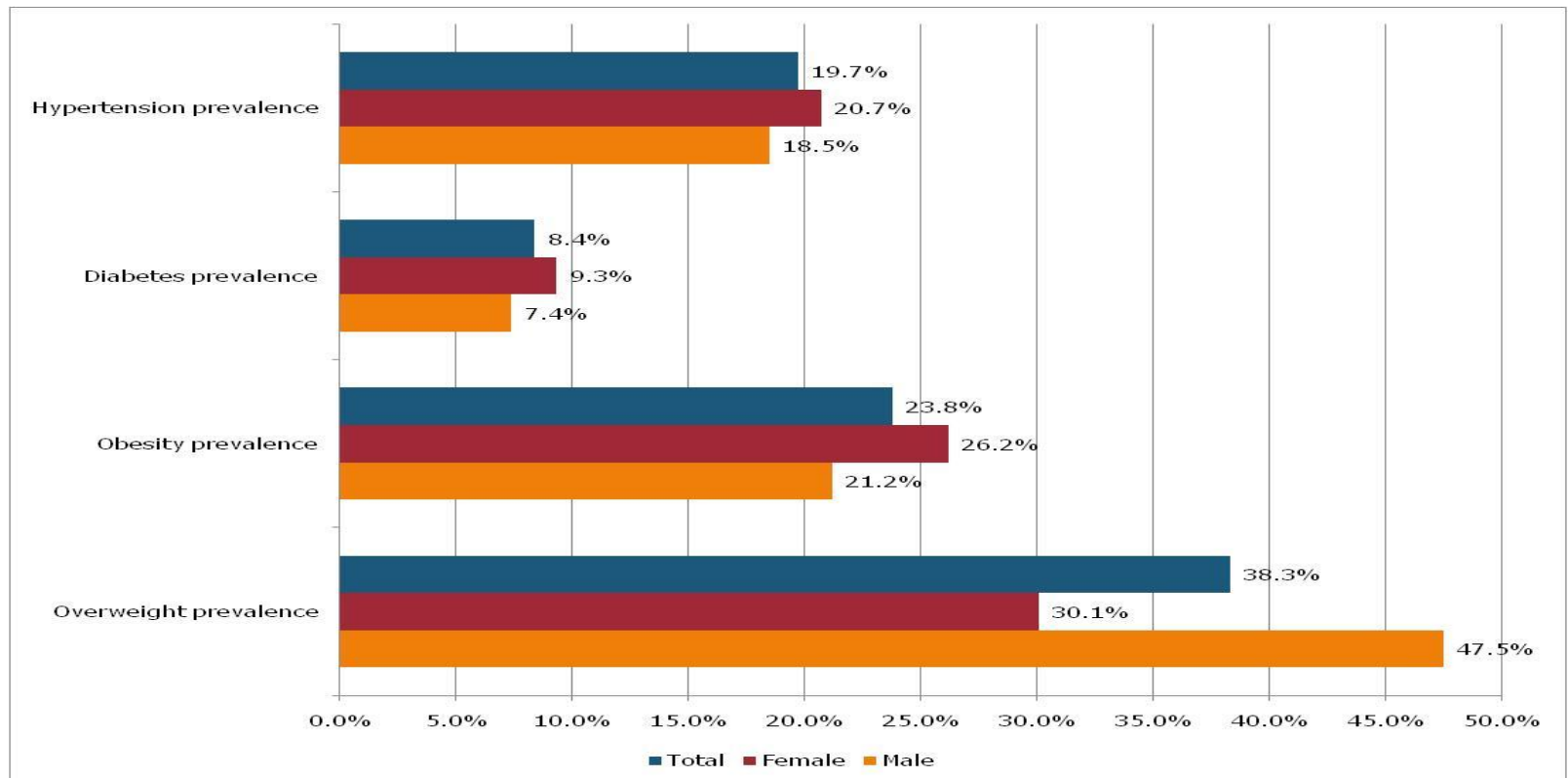
# Risk Factors for Chronic Diseases among Adults (2006)



**RISK FACTORS - ADULT**

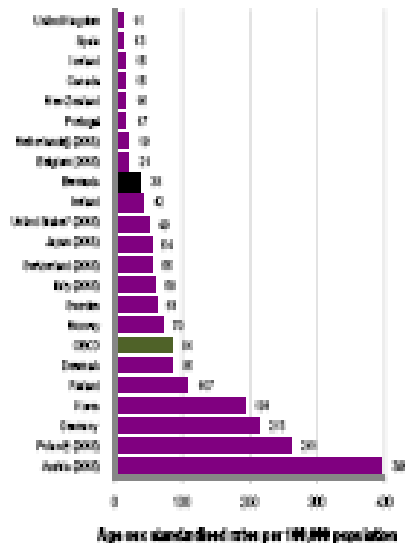


# Prevalence of Selected NCDs (2006)



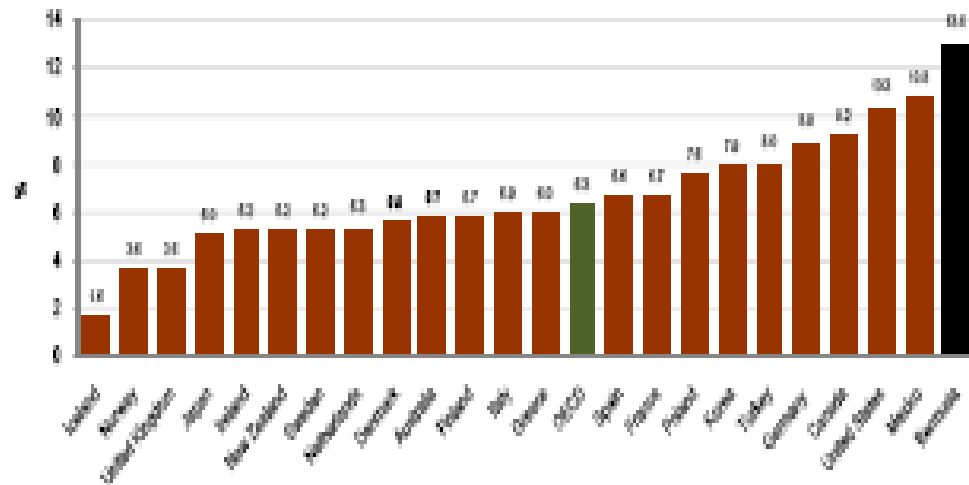
# Health in Review - Hypertension & Diabetes

5.3.7 Hypertension admission rates, population aged 15 and over, 2007



Rate is age-standardised to 2000 OECD population. \*Denotes fully available data. †Includes transfers from other hospital units, which may inflate admission rates. ‡Includes admissions for additional hypertension codes, which may inflate admission rates. SOURCE: OECD Health Care Quality Indicators (June 2008)

1.10.A Prevalence estimates of diabetes, adults aged 16-79 years, 2000

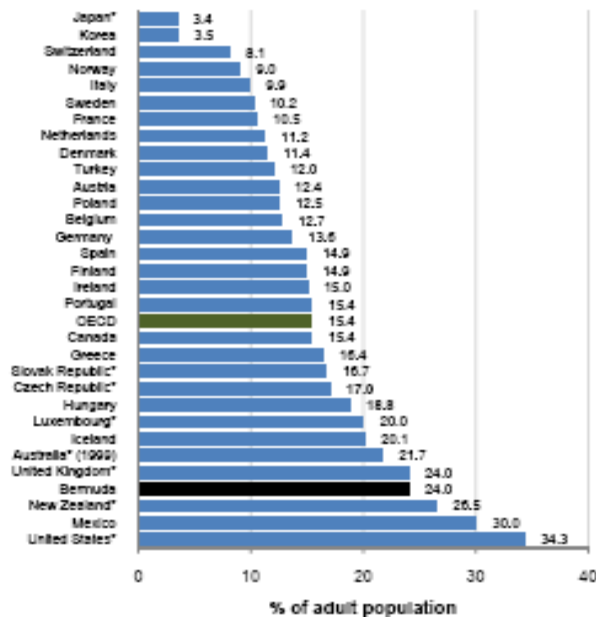


SOURCE: Schrier Atlas, 4th edition. NOTE: The data are age-standardised to the World Standard Population.

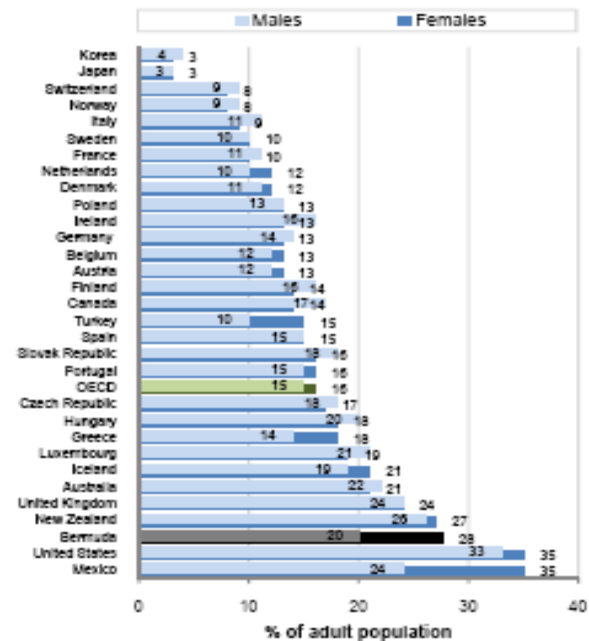
# Health in Review

## Overweight and Obesity in Adults – A BIG PROBLEM

2.6.4 Obesity rates among adults, 2007 (or latest year available)



2.6.5 Obesity rates among adults, by gender, 2007 (or latest year available)



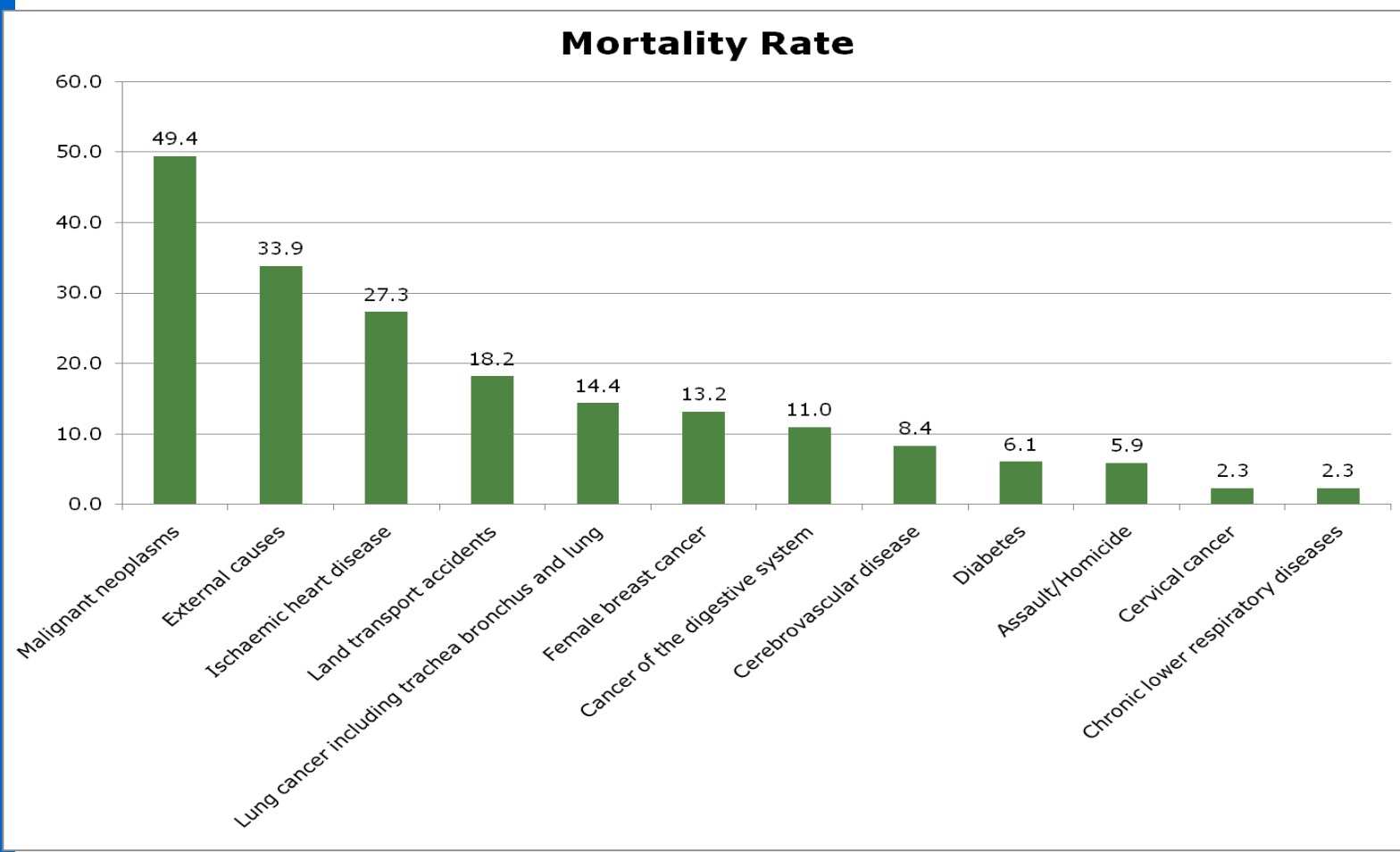
\* Australia, Czech Republic (2005), Japan, Luxembourg, New Zealand, Slovak Republic (2007), United Kingdom and United States figures are based on health examination surveys, rather than health interview surveys.

SOURCE: OECD Health Data 2009

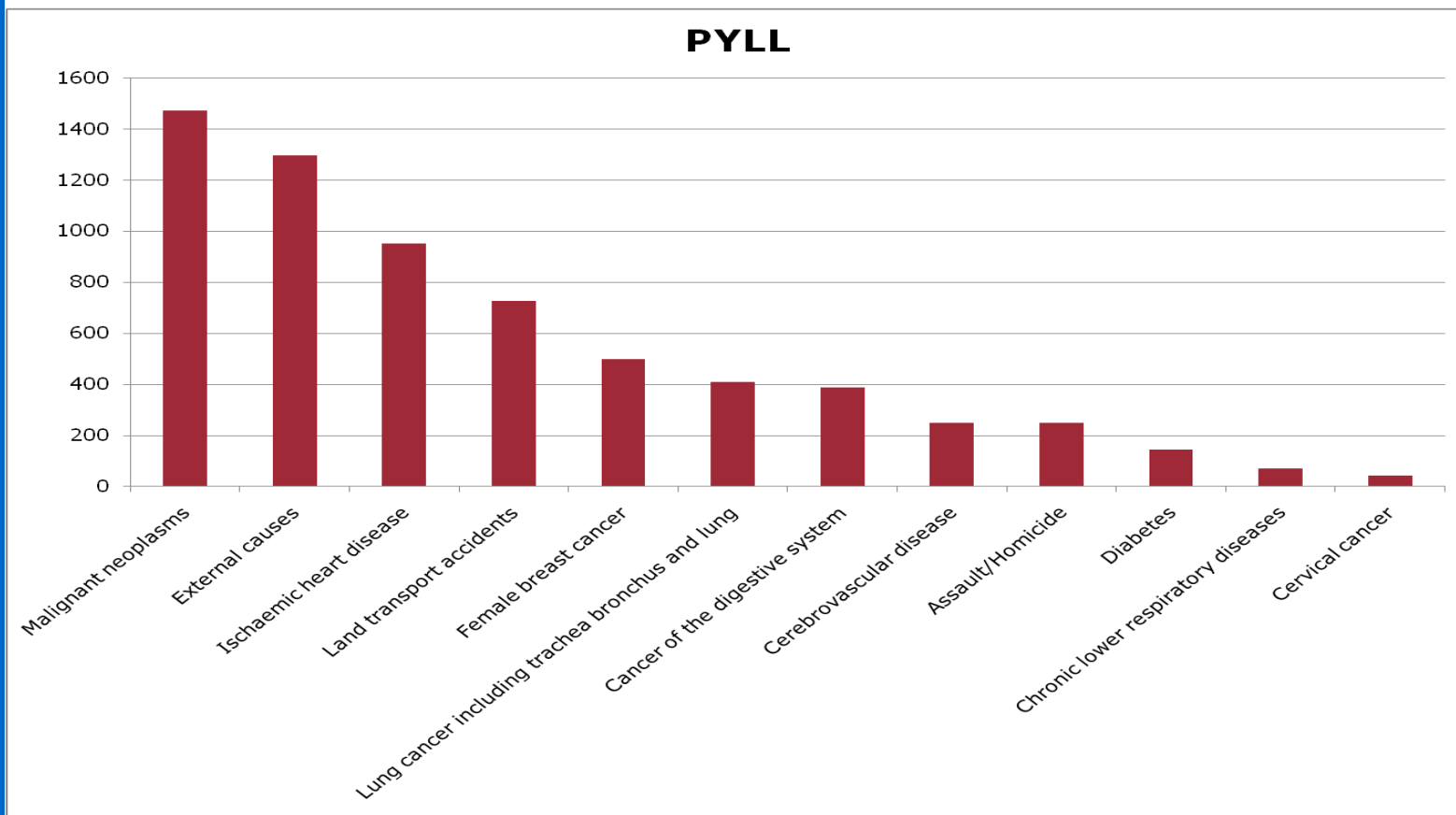
SOURCE: OECD Health Data 2009

# Move More Bermuda (Extended)

# Mortality from NCDs (2007)



# Mortality from NCDs (2007)



# Related Activities

- WellBermuda being updated
  - More action plans developed
  - Increase in implementation
  - Including Task Groups on Hypertension and Diabetes
  - Initiatives for Violence and Road Traffic Fatalities
- Proposed National Health Plan
  - Reforms to health and insurance structure



# THANK YOU



Presentation by  
*Dy-Juan DeRoza*  
*Assessment Officer*  
*Epidemiology & Surveillance Unit*

Department of Health  
P.O. Box HM 1195, Hamilton HM EX  
Tel: 441-278-6505  
Email: [djderoza@gov.bm](mailto:djderoza@gov.bm)

