



**World Health
Organization**

***Programme Budget 2008 – 2009
Performance Assessment***

***146th Session of the Executive Committee
Washington D.C., June, 2101***

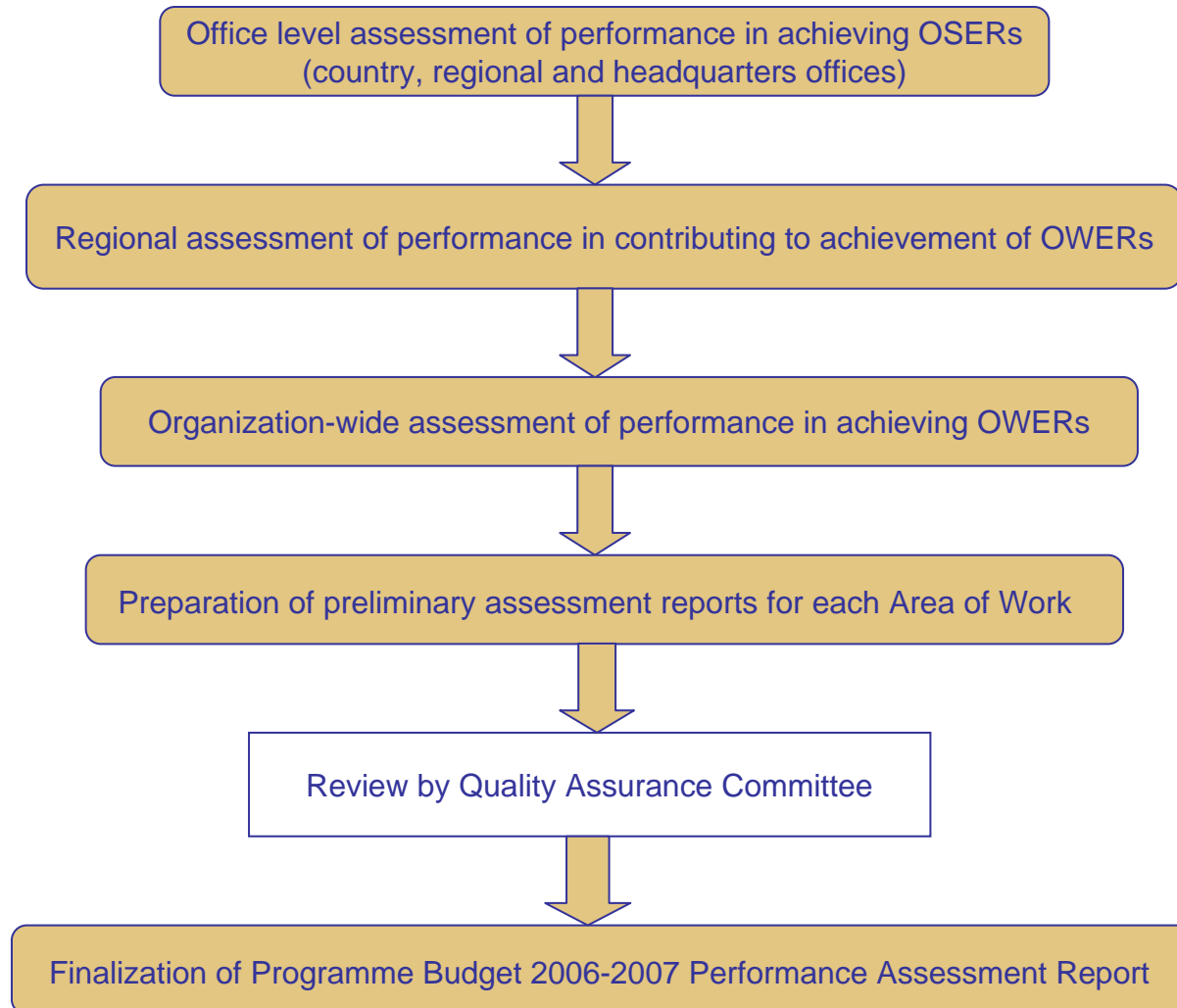
Planning, Resource Coordination and Performance Monitoring

Performance Assessment

Key elements of WHO's Organization-wide performance assessment framework

- Evaluates the Secretariat's performance in achieving Organization-wide expected results as set out in the Programme Budget 2008-09
- Identifies progress and main accomplishments in relation to the strategic objectives set out in the Medium-term Strategic Plan 2008-13
- Provides a summary of financial implementation, lessons learnt and key challenges for each strategic objective

PBPA process involved all WHO Offices



Contents of Programme budget 2008-09 performance assessment report

For each Strategic objective, the summary report provides key highlights of:

- the progress made by, and achievements of Member States, particularly those to which the Secretariat was expected to provide technical assistance.
- the outcome of the overall assessment of each Organization-wide expected result was appraised as fully or partly achieved
- the financial implementation and highlights the success factors and significant impediments, lessons learnt and way forward.

Evolving Approaches

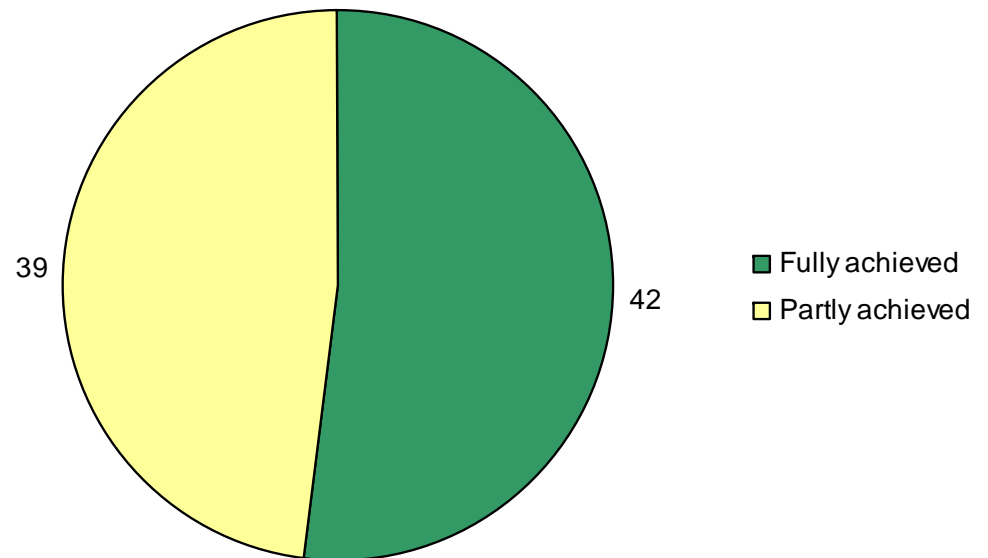
- The Performance Assessment presented to the WHA in the year immediately following implementation
- Extensive use of peer review and quality assurance mechanisms to improve accuracy and reliability
- A categorical approach to assessing achievement of expected results based on performance indicators
 - ✓ Fully Achieved - All indicator targets were met or surpassed
 - ✓ Partly Achieved - One or more indicator targets were not met
 - ✓ Not Achieved - No indicator targets were met



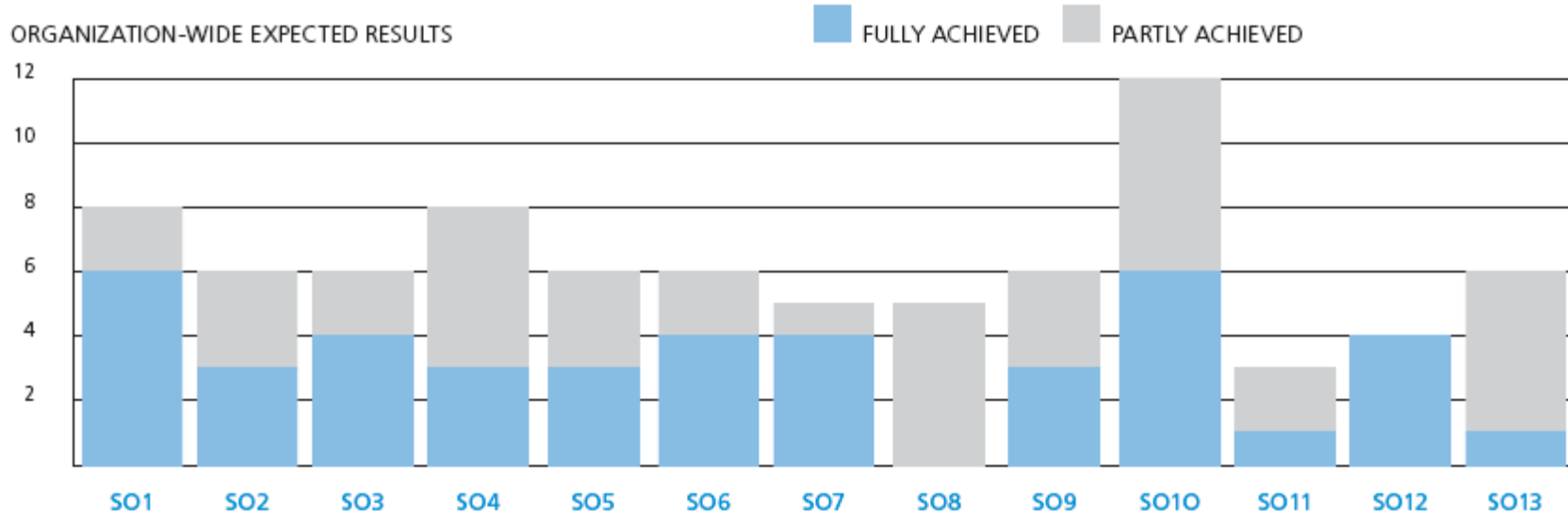
Achievement of the Organization-wide expected results: summary

OUT OF 81 ORGANIZATION-WIDE EXPECTED RESULTS in the Programme budget 208-2009.

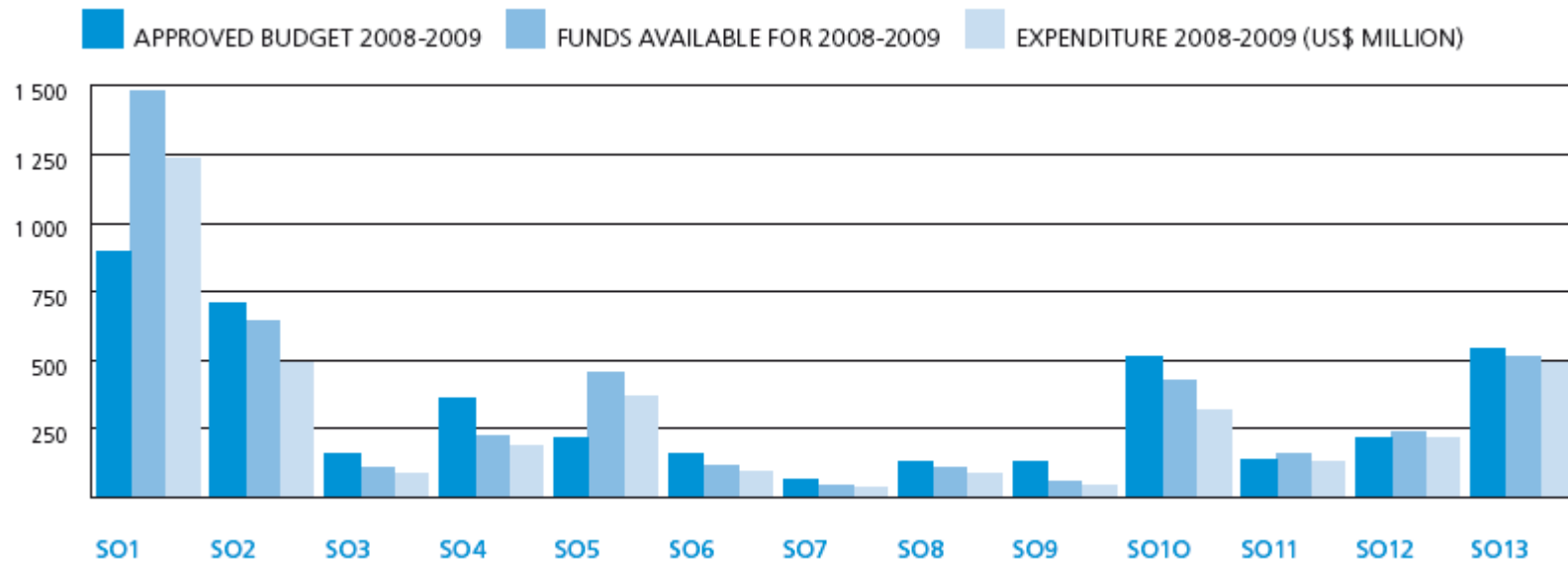
- 42 were fully achieved (52%)
- 39 were partly achieved (48%)
- None "Not achieved"



Overview of expected results



Overview of financial implementation



Tracking performance indicators

- Detailed information behind the indicator achievement values has been provided in the full report where relevant and available
- For example:

4.4.1 Member States implementing strategies for increasing coverage with interventions for neonatal survival and health



Lessons learned

- Successes showed the power of ambitious time-bound goals, such as the Millennium Development Goals, to secure resources and focus the efforts and ingenuity of multiple partners.
- Stalled progress despite good interventions and solid financial support underscored the urgent need to strengthen health systems and services.
- The ultimate responsibility for gaps in health outcomes is placed on the shoulders of the policy-makers



Lessons learned (cont)

- A desire for greater fairness in access to health care and greater equity in health outcomes drives some of the strongest efforts to improve world health.
- Many of the diverse problems addressed during the biennium find convergence in the values, principles, and approaches of primary health care.
- The fact the Member States in all WHO regions are committed to a renewal of primary health care augers well for the future.