

EPI Country Report

Guatemala, 2020



Demographics and socioeconomic

Total Population (in 1000) (2020)	17,915.57
Population <1 year of age (in 1000) (2020)	419.42
Population 1 year of age (in 1000) (2020)	416.46
Population <5 years of age (in 1000) (2020)	2,065.38
Women of childbearing age (in 1000) (2020)	15,566.29
Infant Mortality Rate (per 1000 live births) (2017)	20.0
Gross national income (US\$ per capita) current value (2020)	4,490.0
National Health Expenditure Public (2018)	2.1
National Health Expenditure Private (2018)	3.6

Immunization system highlights

- There is a comprehensive multi-year plan for immunization covering 2020-2024.
- A standing national technical advisory group on immunization (NITAG) with formal written terms of reference exists. The group met 12 times in 2020.
- 100% of spending on routine immunization is financed using government funds.
- 100% of spending on vaccine purchases is financed using government funds.
- A national nominal electronic immunization registry is in place.

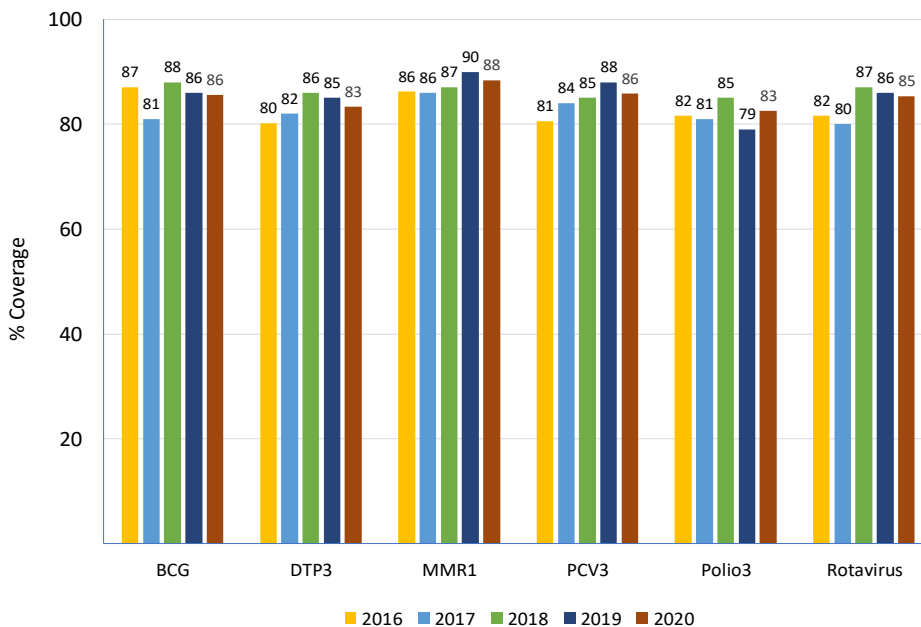
Vaccine Introduction

	Year
Bacterial Meningitis	
<i>Haemophilus influenzae</i> type b	2005
Hepatitis B	2005
HPV	2018
Influenza	2007
MMR1	2001
MMR2	2016
Pentavalent	2005
Pneumococcal Conjugate	2012
Rotavirus	2010
Tdap	
Tetavalent DPT-Hib or DPT-HepB	
Yellow Fever	

Immunization Schedule

GTM	Doses					
	1	2	3	4	5	6
BCG	B					
HepB pediatric						
DTP-Hib						
DTP-Hib-HepB	M2	M4	M6			
DTP-Hib-IPV						
DTP-Hib-HepB-IPV						
DTP				M18	Y4	
Influenza pediatric						
IPV	M2	M4				
OPV			M6	M18	Y4	
MMR	M12	M18				
Pneumoco conjugate	M2	M4		M12		
Rotavirus	M2	M4				
Td						
Tdap						
HPV						

Vaccination Coverage



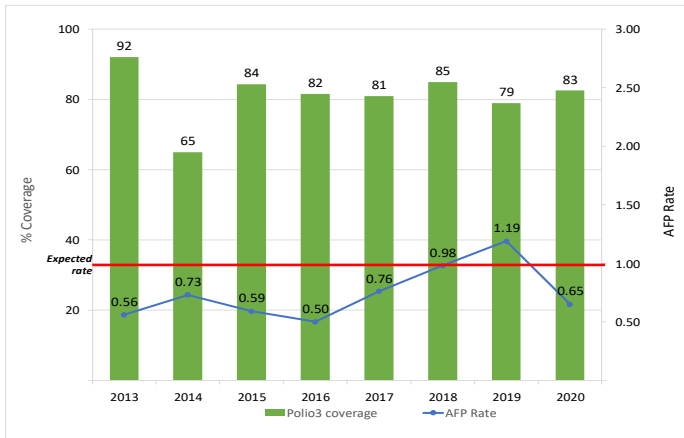
Surveillance indicators

Acute flaccid paralysis (AFP)	2020
Number of AFP suspected cases	39
AFP rate per 100,000 population <15 years old	0.65
% of cases with 1 adequate samples	72
% of cases investigated within <48 hours	79
% sites reporting	100

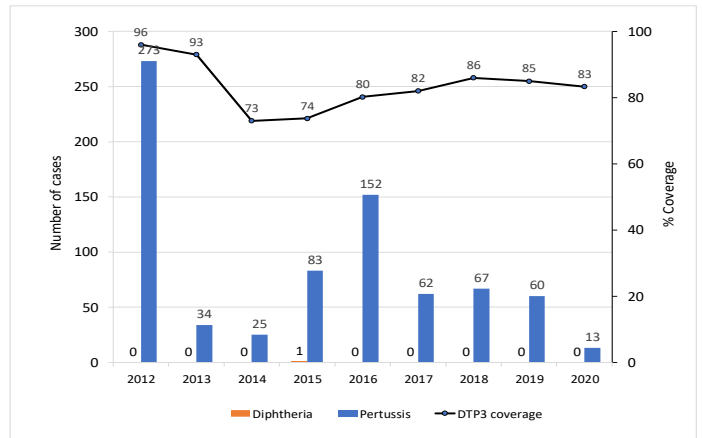
Measles-rubella (MR)	2020
Number of MR suspected cases	71
% of cases with adequate investigation	99
% of cases with adequate blood samples	99
% of samples received in laboratory <=5 days	55
% of laboratory samples results <=4 days	85



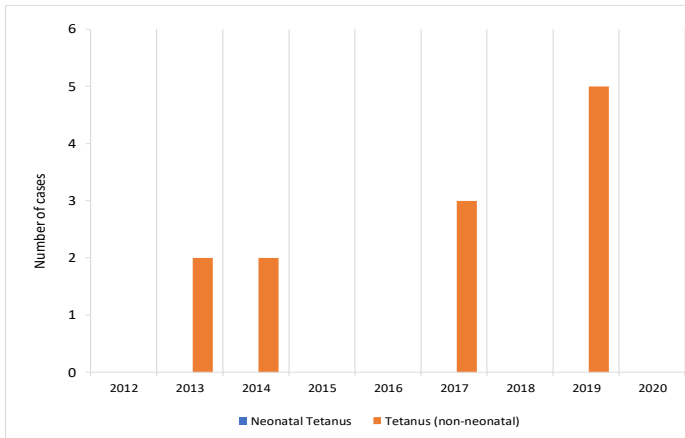
Polio3 coverage and AFP rate per 100,000 children <15 years of age



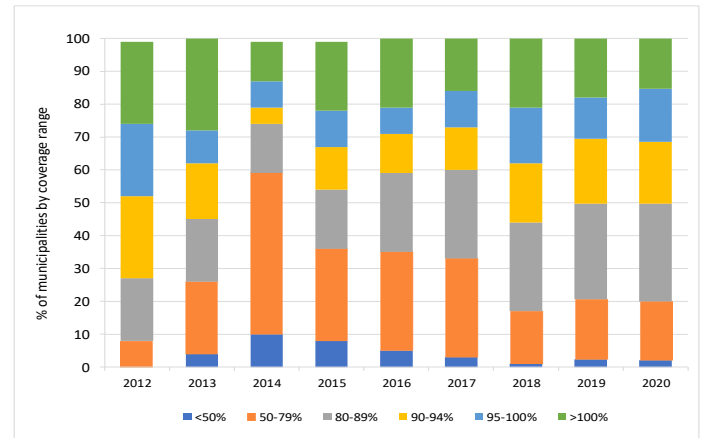
DTP3 coverage and number of reported diphtheria and pertussis cases



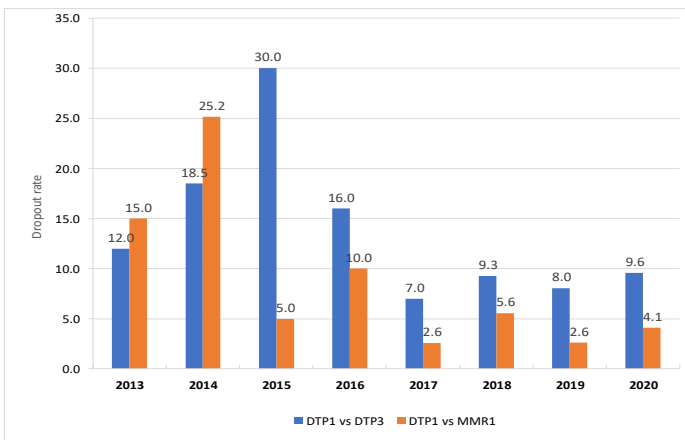
Number of tetanus (no neonatal) and neonatal tetanus cases



Proportion of municipalities by coverage range with DTP3 in children <1 years of age



DTP1-DTP3 and DTP1-MMR1 Dropout Rate



Vaccine Stockout

GTM	2013	2014	2015	2016	2017	2018	2019	2020
AD syringes	●	●		●	●	●	●	●
BCG	●	●	●	●	●	●	●	●
Disposable syringes				●			●	
DTP	●	●	●	●	●	●	●	●
HepB	●	●	●	●	●	●	●	●
Hib	●	●		●	●			
Influenza		●		●	●	●	●	●
IPV				●	●	●	●	●
Measles	●	●	●	●	●	●	●	●
Pneumo. conjugate	●	●	●	●	●	●	●	●
Polio	●	●	●	●	●	●	●	●
Reconst. syringes	●	●		●	●	●	●	
Rotavirus	●	●		●	●	●	●	●
Safety boxes	●	●	●	●	●	●	●	
Tdap						●	●	●
TT	●	●	●	●	●	●	●	●
Yellow fever						●	●	●

Legend

- NB/nb-newborn
- M/m-month
- Y/y-year
- WCBA-women of childbearing age
- with stockout
- no stockout
- no data available