



POPULATION

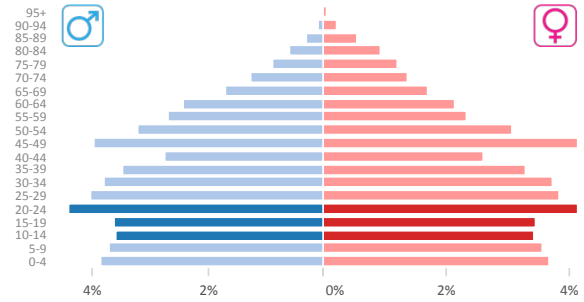
MALE FEMALE TOTAL

Source: United Nations Population Division: World Population Prospects, 2015 Revision.

Adolescent and Youth Population

| Age | Male | Female | Total |
|--------------|--------------|--------------|---------------|
| 20-24 | 3,271 | 3,064 | 6,335 |
| 15-19 | 2,689 | 2,554 | 5,243 |
| 10-14 | 2,650 | 2,537 | 5,187 |
| 10-24 | 8,610 | 8,155 | 16,765 |

Adolescents and Youth, percentage of total population: **23%**

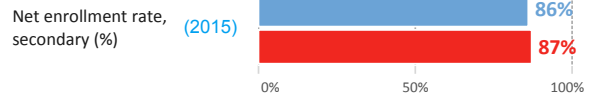


ECONOMIC DEVELOPMENT

Source: World Development Indicators (WDIs), The World Bank, 2016.

GDP per capita, PPP (current international \$) **807.1 (2016)**
GDP growth (annual %) **0.9 (2016)**

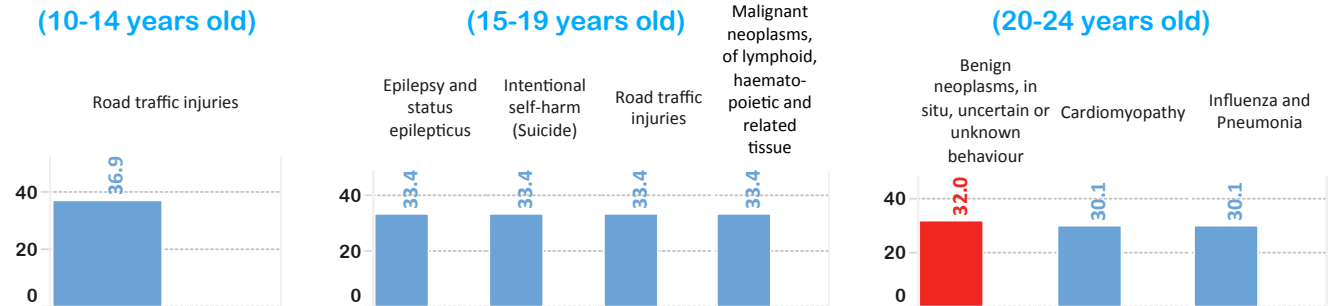
EDUCATION PARTICIPATION



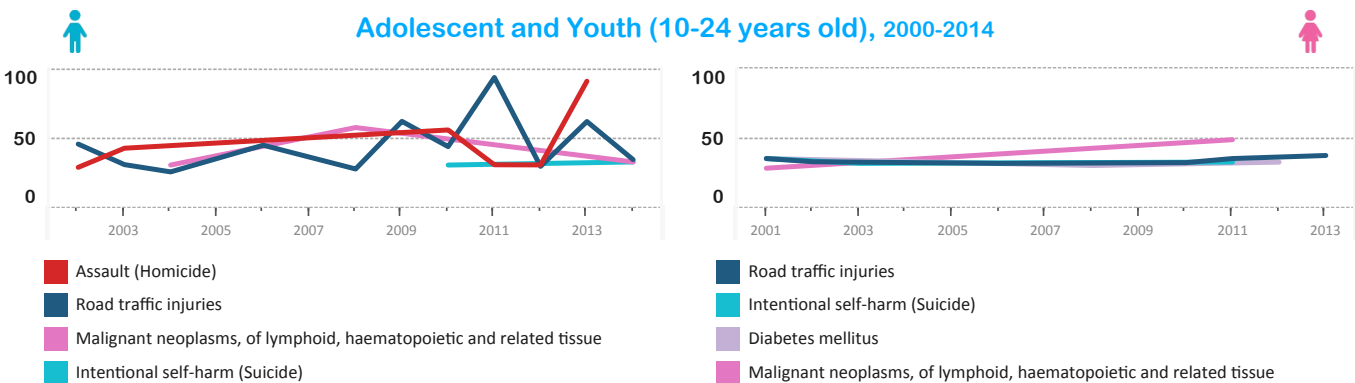
MORTALITY RATES - Four Leading Causes of Death, by Age Group and Sex (per 100,000 Population)

Source: PAHO Regional Mortality Database, Pan American Health Organization (PAHO/WHO), 2016 Edition. Country latest mortality data available as of 2014.

Note: * If there is no cause of death reported for a specific age group and sex, the corresponding bar with zero value is not being represented.



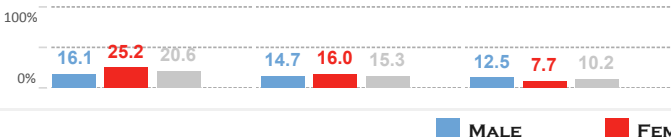
MORTALITY TRENDS - Four Leading Causes of Death, by Sex (per 100,000 Population)



MENTAL HEALTH

Source: 2009 Global School Health Survey (GSHS), WHO. (13-15 years old)

Percentage of students who ever seriously considered attempting suicide during the past 12 months: **16.1** (Male), **25.2** (Female), **20.6** (Total)
Students who actually attempted suicide one or more times during the past 12 months: **14.7** (Male), **16.0** (Female), **15.3** (Total)
Students who had no close friends: **12.5** (Male), **7.7** (Female), **10.2** (Total)



PROTECTIVE FACTORS

Source: 2009 Global School Health Survey (GSHS), WHO. (13-15 years old)

Students who missed classes or school without permission 1+ of the past 30 days: **No Data Available**
Students whose parents really usually knew what they do with free time the past 30 days: **No Data Available**
Students whose parents usually understood their problems and worries the past 30 days: **No Data Available**

No Data Available

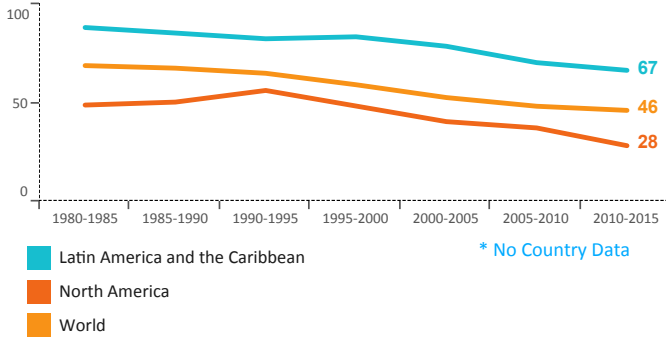


SEXUAL AND REPRODUCTIVE HEALTH

MALE FEMALE TOTAL

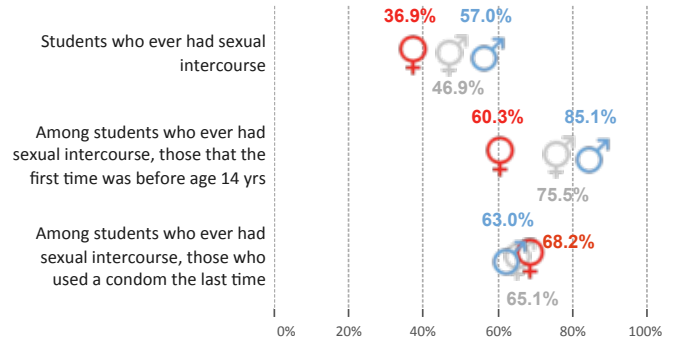
Trends in Adolescent Fertility Rate (Births per 1,000 women ages 15-19 years old), 1980-2015

Source: United Nations Population Division.
World Population Prospects: The 2015 Revision.



Sexual Behavior in Adolescents (13-15 years old)

Source: 2009 Global School Health Survey (GSHS), WHO.



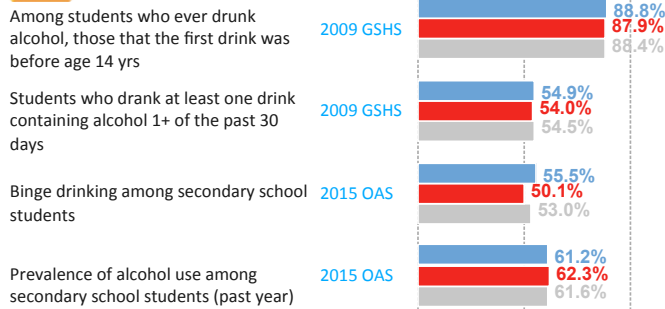
RISK FACTORS

MALE FEMALE TOTAL

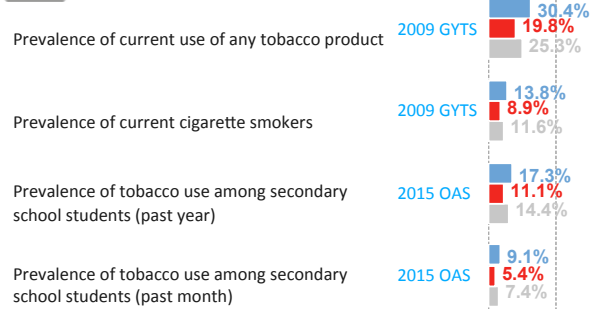
Sources: GSHS - Global School Health Survey (WHO); GYTS - Global Youth Tobacco Survey (PAHO); OAS - Report on Drug Use in the Americas (Group: 13-15 years old)



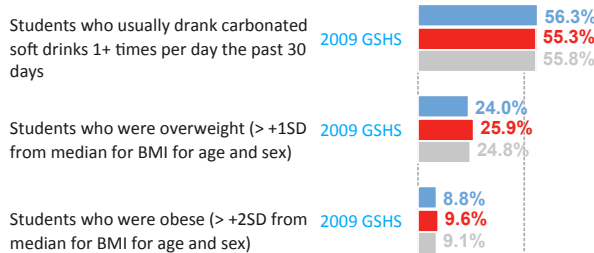
Alcohol Use



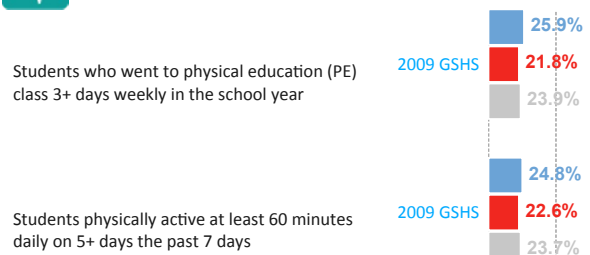
Tobacco Use



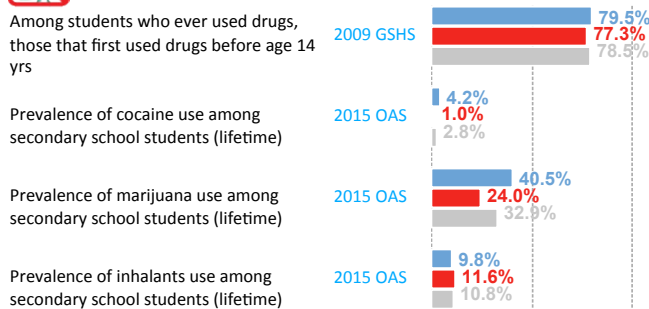
Overweight/Obesity/Diet



Physical Activity



Drug Use



Violence and Unintentional Injuries

